ESPRO system cabinets

Wall-mounted cabinets, 225 mm deep

Technical information

- Protection class II (SP series), protection class I (SE series)
- Protection type: IP 54
- For devices up to 400 A
- Mounting: surface-mounted with external brackets
- Widths: 300, 550, 800, 1050, 1300 mm
- Heights: 500, 650, 800, 950, 1100, 1250, 1400 mm
- Depth: 225 mm
- Colour RAL 9016 (standard white)
- Horizontal pitch: 36 to 540
- Material: 1.5 mm (door 2 mm) steel plate, powder-coated
- Pre-stamped on both sides for enclosure connection M6
- Cable entries 2K membrane flange at bottom and top 35x per panel
- Horizontal and vertical combination possible
- Outboard door, hinge right or left, with an opening angle of 270°, 3 mm double-bit lock with 3-point bar lock
- Prepared for the installation of standardized ESPRO modular assembly sets on NT support profiles or for one-piece assembly panels
- DIN EN 61439 (VDE0660 part 600)



SE series, IP 54, grounded



SP series, IP 54, double isolation

Technical data is subject to change without notice. Errors and omissions excepted. Images are for illustrative purpose only.

ESPRO system cabinets

Wall-mounted cabinets, 225 mm deep

	Overall height	PLE	Overall width	External dimensions W x H x D (mm)	Article no. grounded (class I)	Article no. double isolation (class II)
1 2 3 4 5	**3**	36	1	300 x 500 x 225	**SE13**	**SP13**
		72	2	550 x 500 x 225	**SE23**	**SP23**
		108	3	800 x 500 x 225	**SE33**	**SP33**
		144	4	1050 x 500 x 225	**SE43**	**SP43**
		180	5	1300 x 500 x 225	**SE53**	**SP53**
1 2 3 4 5	**4**	48	1	300 x 650 x 225	**SE14**	**SP14**
		96	2	550 x 650 x 225	**SE24**	**SP24**
		144	3	800 x 650 x 225	**SE34**	**SP34**
		192	4	1050 x 650 x 225	**SE44**	**SP44**
		240	5	1300 x 650 x 225	**SE54**	**SP54**
1 2 3 4 5	**5**	60	1	300 x 800 x 225	**SE15**	**SP15**
		120	2	550 x 800 x 225	**SE25**	**SP25**
		180	3	800 x 800 x 225	**SE35**	**SP35**
		240	4	1050 x 800 x 225	**SE45**	**SP45**
		300	5	1300 x 800 x 225	**SE55**	**SP55**
1 2 3 4 5	**6**	72	1	300 x 950 x 225	**SE16**	**SP16**
		144	2	550 x 950 x 225	**SE26**	**SP26**
		216	3	800 x 950 x 225	**SE36**	**SP36**
		288	4	1050 x 950 x 225	**SE46**	**SP46**
		360	5	1300 x 950 x 225	**SE56**	**SP56**
1 2 3 4 5	**7**	84	1	300 x 1100 x 225	**SE17**	**SP17**
		168	2	550 x 1100 x 225	**SE27**	**SP27**
		252	3	800 x 1100 x 225	**SE37**	**SP37**
		336	4	1050 x 1100 x 225	**SE47**	**SP47**
		420	5	1300 x 1100 x 225	**SE57**	**SP57**
1 2 3 4 5	**8**	96	1	300 x 1250 x 225	**SE18**	**SP18**
		192	2	550 x 1250 x 225	**SE28**	**SP28**
		288	3	800 x 1250 x 225	**SE38**	**SP38**
		384	4	1050 x 1250 x 225	**SE48**	**SP48**
		480	5	1300 x 1250 x 225	**SE58**	**SP58**
1 2 3 4 5	**9**	108	1	300 x 1400 x 225	**SE19**	**SP19**
		216	2	550 x 1400 x 225	**SE29**	**SP29**
		324	3	800 x 1400 x 225	**SE39**	**SP39**
		432	4	1050 x 1400 x 225	**SE49**	**SP49**
		540	5	1300 x 1400 x 225	**SE59**	**SP59**

Technical data is subject to change without notice. Errors and omissions excepted. Images are for illustrative purpose only.

ESPRO system cabinets

Accessories for wall-mounted cabinets, 225 mm deep

	Design	Article no.
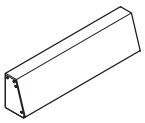	**Cable cover box**	
	Overall width 1	**GRK1**
	Overall width 2	**GRK2**
	Overall width 3	**GRK3**
	Overall width 4	**GRK4**
	Overall width 5	**GRK5**
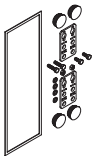	**Connecting set for cabinets** for system cabinets type SE../SP..	**GVS20**
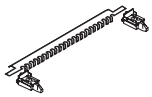	**Cable clamping rail** for strain relief of inserted cables	**GKA10N**
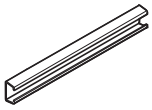	**Cable clamping rail** 200 mm, panel width 1, adjustable in depth between support profiles	**FKS11N**
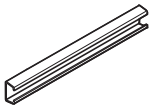	**Cable clamping rail** 450 mm, panel width 2, adjustable in depth between support profiles	**FKS12N**
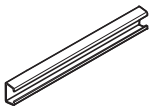	**Cable clamping rail** 700 mm, panel width 3, adjustable in depth between support profiles	**FKS12N**

	Design	Article no.
	**Document pocket** for DIN A4 format, self-adhesive, foil	**GPT4**
	Document pocket for DIN A4 format, self-adhesive, hard plastic	**FBS4**
	**Document pocket** for DIN A5 format, self-adhesive, transparent	**FBS5**
	**Pivot lever** sealable, with image	**FZ12**
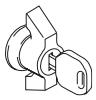	**Handle-operated with lock cylinder simultaneous locking**	**GFZ12**
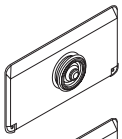	**Cable gland** 1 x 58 mm, Cable 1 x 14–54 mm	**GKT25**
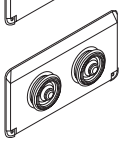	**Cable gland** 2 x 58 mm, Cable 2 x 14–54 mm	**GKT26**
	N+PE-plug terminals	
	**NN plug terminal** 3 x 2.5 to 16 mm² each screw connection 10 x 1.5 to 4 mm² each plug-in connection	**XNN26N**
	**PE/N plug terminal** 3 x 2.5 to 16 mm² each screw connection 10 x 1.5 to 4 mm² each plug-in connection	**XPEN26N**
	**N plug terminal** 6 x 2.5 to 16 mm² each screw connection 21 x 1.5 to 4 mm² each plug-in connection	**XN27N**
	**PE plug terminal** 6 x 2.5 to 16 mm² each screw connection 21 x 1.5 to 4 mm² each plug-in connection	**XPE27N**

For additional accessories see section Accessories for cabinets.

Technical data is subject to change without notice. Errors and omissions excepted. Images are for illustrative purpose only.

ESPRO system cabinets

Technical dimensions: wall-mounted cabinets, 225 mm deep

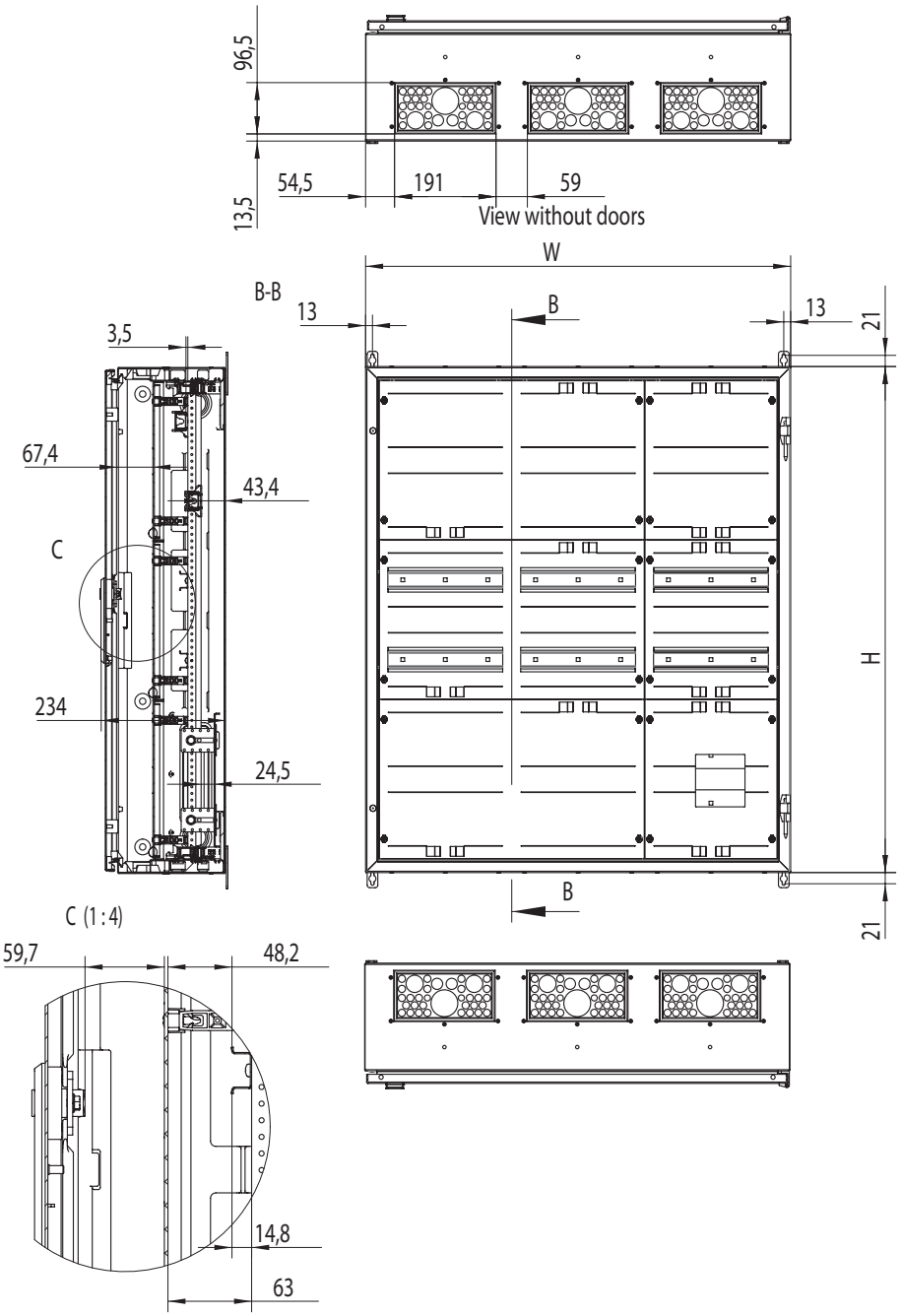

Grounded (class I)	Double isolation (class II)	W	H
SE13	SP13	300	502
SE14	SP14	300	652
SE15	SP15	300	802
SE16	SP16	300	952
SE17	SP17	300	1102
SE18	SP18	300	1252
SE19	SP19	300	1402
SE23	SP23	550	502
SE24	SP24	550	652
SE25	SP25	550	802
SE26	SP26	550	952
SE27	SP27	550	1102
SE28	SP28	550	1252
SE29	SP29	550	1402
SE33	SP33	800	502
SE34	SP34	800	652
SE35	SP35	800	802
SE36	SP36	800	952
SE37	SP37	800	1102
SE38	SP38	800	1252
SE39	SP39	800	1402
SE43	SP43	1050	502
SE44	SP44	1050	652
SE45	SP45	1050	802
SE46	SP46	1050	952
SE47	SP47	1050	1102
SE48	SP48	1050	1252
SE49	SP49	1050	1402
SE53	SP53	1300	502
SE54	SP54	1300	652
SE55	SP55	1300	802
SE56	SP56	1300	952
SE57	SP57	1300	1102
SE58	SP58	1300	1252
SE59	SP59	1300	1402

Technical data is subject to change without notice. Errors and omissions excepted. Images are for illustrative purpose only.