## Compression cable lugs, Al/Cu



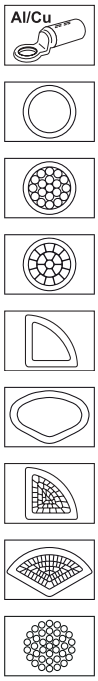


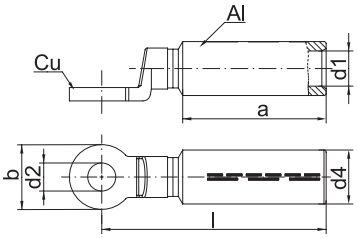


- For non-tension connections of aluminium conductors to DIN EN 60228 and aluminium open wires to DIN EN 50182 and pre-rounded sector shaped conductors
- Tube dimension to DIN 46329
- With code number for clear tool assignment
- Filled with contact grease for optimum crimp results

### Characteristics

- For connecting non-tensioned aluminium conductors to copper connections in humid environments and outdoors
- Barrier design with oil stop and solid copper palm
- Internal chamfer for simple cable insertion

### Material

- E-aluminium
- Copper (EN13600)

### Surface

- Bright

### Technical instructions

- Tool: see page 115

### Additional information

- re = round single solid wire, rm = round multi-stranded, se = sector shaped single solid wire, sm = sector shaped multi-stranded, sector shaped conductors must be pre-rounded

| Size of bolt dia. | Part No. | Nominal cross section mm² re/se | re/se | Code | Dimension mm a | b | d1 | d2 | d4 | l | Number of crimps Al (7 mm) | Al (wide) | Weight 100 St. ~kg Cu | Weight 100 St. ~kg total | Packing unit/pcs |
|---|---|---|---|---|---|---|---|---|---|---|---|---|---|---|---|
| M 8 | **363R8** | 16 | 25 | 12 | 30 | 24 | 6.0 | 8.5 | 12 | 68 | 4 | 2 | 4.4 | 5.9 | 10 |
| M 10 | **363R10** | 16 | 25 | 12 | 30 | 24 | 6.0 | 10.5 | 12 | 68 | 4 | 2 | 4.2 | 5.7 | 10 |
| M 8 | **364R8** | 25 | 35 | 12 | 30 | 24 | 6.8 | 8.5 | 12 | 68 | 4 | 2 | 4.4 | 5.8 | 10 |
| M 10 | **364R10** | 25 | 35 | 12 | 30 | 24 | 6.8 | 10.5 | 12 | 68 | 4 | 2 | 4.2 | 5.6 | 10 |
| M 12 | **364R12** | 25 | 35 | 12 | 30 | 24 | 6.8 | 13.0 | 12 | 68 | 4 | 2 | 3.9 | 5.3 | 10 |
| M 8 | **365R8** | 35 | 50 | 14 | 42 | 24 | 8.0 | 8.5 | 14 | 77 | 5 | 2 | 4.4 | 6.3 | 10 |
| M 10 | **365R10** | 35 | 50 | 14 | 42 | 24 | 8.0 | 10.5 | 14 | 77 | 5 | 2 | 4.2 | 6.1 | 10 |
| M 12 | **365R12** | 35 | 50 | 14 | 42 | 24 | 8.0 | 13.0 | 14 | 77 | 5 | 2 | 3.8 | 5.8 | 10 |
| M 8 | **366R8** | 50 | 70 | 16 | 42 | 25 | 9.8 | 8.5 | 16 | 77 | 5 | 2 | 4.4 | 6.4 | 10 |
| M 10 | **366R10** | 50 | 70 | 16 | 42 | 25 | 9.8 | 10.5 | 16 | 77 | 5 | 2 | 4.2 | 6.2 | 10 |
| M 12 | **366R12** | 50 | 70 | 16 | 42 | 25 | 9.8 | 13.0 | 16 | 77 | 5 | 2 | 3.9 | 5.9 | 10 |
| M 10 | **367R10** | 70 | 95 | 18 | 52 | 25 | 11.2 | 10.5 | 18.5 | 84.5 | 6 | 3 | 4.2 | 7.4 | 10 |
| M 12 | **367R12** | 70 | 95 | 18 | 52 | 25 | 11.2 | 13.0 | 18.5 | 84.5 | 6 | 3 | 3.9 | 7.1 | 10 |
| M 10 | **368R10** | 95 | 120 | 22 | 56 | 30 | 13.2 | 10.5 | 22 | 90.5 | 6 | 3 | 7.4 | 11.4 | 10 |
| M 12 | **368R12** | 95 | 120 | 22 | 56 | 30 | 13.2 | 13.0 | 22 | 90.5 | 6 | 3 | 6.8 | 10.8 | 10 |
| M 16 | **368R16** | 95 | 120 | 22 | 56 | 30 | 13.2 | 17.0 | 22 | 90.5 | 6 | 3 | 6.4 | 10.4 | 10 |
| M 12 | **369R12** | 120 | 150 | 22 | 56 | 30 | 14.7 | 13.0 | 23 | 92.0 | 6 | 3 | 6.8 | 11.4 | 5 |
| M 16 | **369R16** | 120 | 150 | 22 | 56 | 30 | 14.7 | 17.0 | 23 | 92.0 | 6 | 3 | 6.4 | 10.8 | 5 |
| M 12 | **370R12** | 150 | 185 | 25 | 60 | 30 | 16.3 | 13.0 | 25 | 104.0 | 6 | 3 | 6.8 | 13.1 | 5 |
| M 16 | **370R16** | 150 | 185 | 25 | 60 | 30 | 16.3 | 17.0 | 25 | 104.0 | 6 | 3 | 6.4 | 12.7 | 5 |
| M 20 | **370R20** | 150 | 185 | 25 | 60 | 35 | 16.3 | 21.0 | 25 | 107.5 | 6 | 3 | 10.1 | 16.4 | 5 |
| M 10 | **371R10** | 185 | 240 | 28 | 60 | 30 | 18.3 | 10.5 | 28.5 | 105.0 | 6 | 3 | 10.3 | 18.6 | 5 |
| M 12 | **371R12** | 185 | 240 | 28 | 60 | 35 | 18.3 | 13.0 | 28.5 | 105.0 | 6 | 3 | 10.1 | 18.4 | 5 |
| M 16 | **371R16** | 185 | 240 | 28 | 60 | 35 | 18.3 | 17.0 | 28.5 | 105.0 | 6 | 3 | 9.3 | 17.6 | 5 |

see next page

## Compression cable lugs, Al/Cu

| Size of bolt dia. | Part No. | Nominal cross section mm² rm/sm | Nominal cross section mm² re/se | Code | Dimension mm a | b | d1 | d2 | d4 | l | Number of crimps Al (7 mm) | Al (wide) | Weight 100 St. ~kg Cu | Weight 100 St. ~kg total | Packing unit/pcs |
|---|---|---|---|---|---|---|---|---|---|---|---|---|---|---|---|
| M 20 | **371R20** | 185 | 240 | 28 | 60 | 35 | 18.3 | 21.0 | 28.5 | 107.5 | 6 | 3 | 10.1 | 18.4 | 5 |
| M 10 | **372R10** | 240 | 300 | 32 | 70 | 35 | 21.0 | 10.5 | 32 | 118.5 | 8 | 3 | 12.1 | 22.5 | 5 |
| M 12 | **372R12** | 240 | 300 | 32 | 70 | 35 | 21.0 | 13.0 | 32 | 118.5 | 8 | 3 | 11.8 | 22.2 | 5 |
| M 16 | **372R16** | 240 | 300 | 32 | 70 | 35 | 21.0 | 17.0 | 32 | 118.5 | 8 | 3 | 11.0 | 21.4 | 5 |
| M 20 | **372R20** | 240 | 300 | 32 | 70 | 35 | 21.0 | 21.0 | 32 | 118.5 | 8 | 3 | 10.1 | 20.5 | 5 |
| M 12 | **373R12** | 300 | -- | 34 | 70 | 36 | 23.3 | 13.0 | 34 | 123.5 | 8 | 3 | 17.7 | 33.7 | 2 |
| M 16 | **373R16** | 300 | -- | 34 | 70 | 36 | 23.3 | 17.0 | 34 | 123.5 | 8 | 3 | 16.9 | 32.9 | 2 |
| M 20 | **373R20** | 300 | -- | 34 | 70 | 40 | 23.3 | 21.0 | 34 | 123.5 | 8 | 3 | 16.0 | 32.0 | 1 |
| M 12 | **374R12** | 400 | -- | 38 | 73 | 40 | 26.0 | 13.0 | 38.5 | 150.5 | -- | 4 | 25.6 | 37.4 | 1 |

## Compression cable lugs, Al/Cu with Cu eye



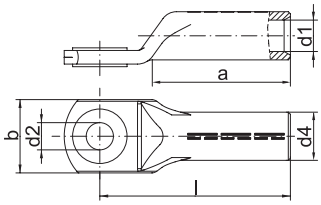


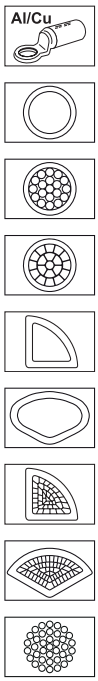


- **For non-tension connections of aluminium conductors to DIN EN 60228 and aluminium cables to DIN EN 50182**
- **Tube dimension to DIN 46329**
- **For pre-rounded sector shaped conductors**
- **Unique tool assignment due to coding**
- **Filled with contact grease for optimum crimp characteristics**

### Characteristics

- For connecting non-tension aluminium connections using Cu-washers in humid areas
- With Cu eyelet in screw-on area
- Easy to process due to crimp markings
- Simple cable entry due to internal chamfer

### Material

- E-aluminium
- Copper (EN13600)

### Surface

- Bright

### Technical instructions

- Tool: see page 115

### Additional information

- re = round single solid wire, rm = round multi-stranded, se = sector shaped single solid wire, sm = sector shaped multi-stranded, sector shaped conductors must be pre-rounded

| Size of bolt dia. | Part No. | Nominal cross section mm² rm/sm | Nominal cross section mm² re/se | Code | Dimension mm a | b | d1 | d2 | d4 | l | Number of crimps Al (7 mm) | Al (wide) | Weight 100 St. ~kg Cu | Weight 100 St. ~kg total | Packing unit/pcs |
|---|---|---|---|---|---|---|---|---|---|---|---|---|---|---|---|
| M 6 | **302R6** | 10 | 16 | 10 | 32 | 18 | 5,0 | 6,5 | 10 | 52 | 4 | 2 | 0,260 | 1,20 | 10 |
| M 8 | **302R8** | 10 | 16 | 10 | 32 | 22 | 5,0 | 8,5 | 10 | 52 | 4 | 2 | 0,580 | 1,50 | 10 |
| | **303R8** | 16 | 25 | 12 | 32 | 22 | 5,8 | 8,5 | 12 | 52 | 4 | 2 | 0,600 | 1,95 | 10 |
| M 10 | **303R10** | 16 | 25 | 12 | 32 | 25 | 5,8 | 10,5 | 12 | 52 | 4 | 2 | 0,600 | 2,00 | 10 |
| M 8 | **304R8** | 25 | 35 | 12 | 38 | 22 | 6,8 | 8,5 | 12 | 60 | 4 | 2 | 0,625 | 2,00 | 10 |
| M 10 | **304R10** | 25 | 35 | 12 | 38 | 25 | 6,8 | 10,5 | 12 | 60 | 4 | 2 | 0,900 | 2,10 | 10 |
| | **305R10** | 35 | 50 | 14 | 42 | 26 | 8,0 | 10,5 | 14 | 67 | 5 | 2 | 0,800 | 3,00 | 10 |
| M 12 | **305R12** | 35 | 50 | 14 | 42 | 30 | 8,0 | 13,0 | 14 | 67 | 5 | 2 | 1,120 | 3,10 | 10 |
| M 10 | **306R10** | 50 | 70 | 16 | 45 | 27 | 9,8 | 10,5 | 16 | 72 | 5 | 2 | 0,900 | 3,60 | 10 |
| M 12 | **306R12** | 50 | 70 | 16 | 45 | 30 | 9,8 | 13,0 | 16 | 72 | 5 | 2 | 1,120 | 3,80 | 10 |
| M 10 | **307R10** | 70 | 95 | 18 | 55 | 29 | 11,2 | 10,5 | 18,5 | 86 | 6 | 3 | 1,075 | 5,60 | 10 |

see next page