

TCCA



TC2A



TCA2



TC6A



TCCC



TC6E



TCSP

CHARACTERISTICS

- Nylon manufactured in polyamide 6. TCCA, TCA2, TCCC and TCSP preassembled (Plug + Screw)
- High variety of diameters and lengths: assembly flexibility.
- Countersunk head (except TCCC): the anchor is even with the base material; additionally avoid that the nylon goes into the hole during the installation.
- Flanged collar in TCCC: for use in materials where is not required a flat fixing, o where the base material cannot be countersunk (sheet metal, etc.).
- Wide head collar TCSP: high expansion plug mainly used in drywall installations. Valid for lot of different materials.
- Easy installation: thanks to its saw-tooth thread, just a hammer hit is enough to install it (TCCA, TCA2, TCCC and TCSP). Could also be threaded like a standard screw.
- Removable fixing.

APPLICATIONS EXAMPLES



Uses: Fixing of fences, banisters, stands, shelves, signs, sanitary ware, etc.

BASE MATERIALS

MATERIALS		TCCA	TCA2	TCCC	TCSP	TC2A	TC6A	TC6E
Concrete								
Reinforced concrete								
Stone								
Aerated concrete								
Solid brick								
Concrete block								
Hollow brick								
PERFORMANCE		**High**		**Medium**			**Low**	

1. RANGE

ITEM	CODE	PHOTO	MATERIAL	COATING	HEAD	RECESS	THREAD	ASSEMBLED
1	**TCCA**		Plug: Polyamide 6 Screw: Steel		Plug: Countersunk Screw: Countersunk	Pz	Sawtooth	Yes
2	**TCA2**		Plug: Polyamide 6 Screw: Stainless Steel A2		Plug: Countersunk Screw: Countersunk	Pz	Sawtooth	Yes
3	**TCCC**		Plug: Polyamide 6 Screw: Steel		Plug: Cylindrical Head Screw: Countersunk	Pz	Sawtooth	Yes
4	**TCSP**		Plug: Polyamide 6 Screw: Steel		Plug: Wide Head Screw: Countersunk	Pz	Sawtooth	Yes
5	**TC2A**		Plug: Polyamide 6 Screw: Steel		Plug: Countersunk Screw: Countersunk	Tx	Wood	No
6	**TC6A**		Plug: Polyamide 6 Screw: Steel		Plug: Countersunk Screw: Countersunk	Tx	Wood	No
7	**TC6E**		Plug: Polyamide 6 Screw: Steel		Plug: Countersunk Screw: Hexagonal	--	Wood	No

2. INSTALLATION DATA

2.1 TCCA — Hammering anchor, countersunk head



Installation data

CODE	d_0: Ø Drill bit diameter	d_f: Fixture clearance hole	Anchor length	h_1: depth of drill hole	h_{nom}: Installation depth	h_{min}: Minimum base material thickness	t_{fix}: Maximum thickness of fixture	Pz Recess	Screw
TCCA05025	5	6	25	30	20	100	5	2	3,5 x 29
TCCA05030			30		25		5		3,5 x 34
TCCA05035			35				10		3,5 x 39
TCCA05050			50				25		3,5 x 54
TCCA06035	6	7	35	35	25	100	10	2	3,8 x 40
TCCA06040			40				10		3,8 x 44
TCCA06050			50				20		3,8 x 54
TCCA06060			60				30		3,8 x 64
TCCA06070			70				40		3,8 x 74
TCCA06080			80				50		3,8 x 84
TCCA08060	8	9	60	45	40	100	20	3	4,8 x 64
TCCA08080			80				40		4,8 x 84
TCCA08100			100				60		4,8 x 104
TCCA08120			120				80		4,8 x 124
TCCA08140			135				100		4,8 x 144

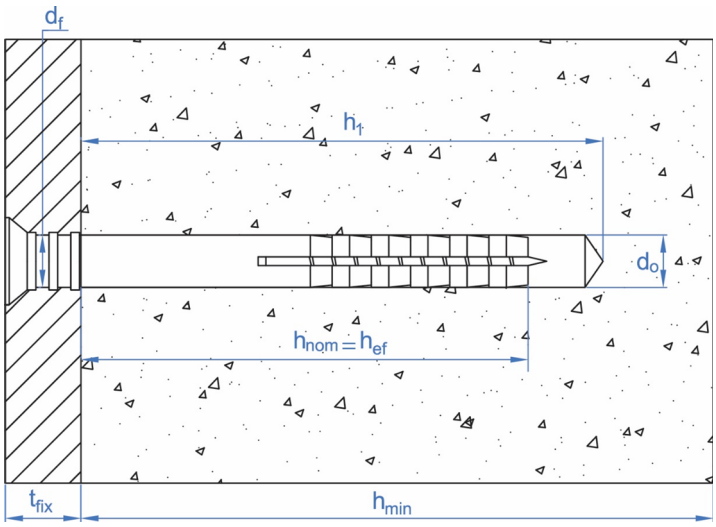

3. INSTALLATION PROCEDURE

TCCA / TCA2 / TCCC



1. DRILL

Check concrete is well compacted and porosity insignificant.

Drilling must be performed at the specified minimum depth and diameter in the previous table.



2. BLOW AND CLEAN

Clean hole of dust and debris.

Use blow-pump and cleaning brushes.



3. INSTALL

Insert hammering anchor through fixture and hammer in until it is completely inserted. In those applications where it is not possible to use the hammer, use a screwdriver.

4. RESISTANCES

The design resistances in C20/25 concrete for an isolated anchor (without spacing and edge distance effects) once the partial safety factor is applied are specified in the table:

DESIGN RESISTANCE

CODE	PHOTO	TENSION			SHEAR
		CONCRETE	SOLID BRICK	HOLLOW BRICK	CONCRETE
		[kN]	[kN]	[kN]	[kN]
TCCA05XXX		0,18	0,04	NOT ASSESSED	0,27
TCCA06XXX		0,25	0,06		0,36
TCCA08XXX		0,40	0,10		0,42
TCA205XXX		0,18	0,04	NOT ASSESSED	0,27
TCA206XXX		0,25	0,06		0,36
TCA208XXX		0,40	0,10		0,42
TCCC05XXX		0,18	0,04	NOT ASSESSED	0,27
TCCC06XXX		0,25	0,06		0,36
TCCC08XXX		0,40	0,10		0,42
TCSP05XXX		0,24	0,06	NOT ASSESSED	0,27
TCSP06XXX		0,36	0,09		0,36
TC2A06XXX		0,47	0,14	NOT ASSESSED	0,38
TC2A08XXX		0,55	0,26		0,50
TC2A10XXX		0,62	0,30		0,76
TC6A08XXX		0,88	0,51	0,25	0,50
TC6A10XXX		1,50	0,72	0,36	0,76
TC6E08XXX		0,88	0,51	0,25	0,50
TC6E10XXX		1,50	0,72	0,36	0,76

MAXIMUN RECOMMENDED LOAD					
CODE	PHOTO	TENSION			SHEAR
		CONCRETE	SOLID BRICK	HOLLOW BRICK	CONCRETE
		[kg]	[kg]	[kg]	[kg]
TCCA05XXX		13	3	NOT ASSESSED	20
TCCA06XXX		18	4		26
TCCA08XXX		29	7		30
TCA205XXX		13	4	NOT ASSESSED	20
TCA206XXX		18	5		26
TCA208XXX		29	7		30
TCCC05XXX		13	4	NOT ASSESSED	20
TCCC06XXX		18	5		26
TCCC08XXX		29	7		30
TCSP05XXX		17	5	NOT ASSESSED	20
TCSP06XXX		26	7		26
TC2A06XXX		34	10	NOT ASSESSED	28
TC2A08XXX		40	19		37
TC2A10XXX		45	22		55
TC6A08XXX		64	37	18	37
TC6A10XXX		109	53	26	55
TC6E08XXX		64	37	18	37
TC6E10XXX		109	53	26	55