Workplace Solutions

Systemised marketing

MultiCard & PrintJet



Weidmüller

Your direct connection to an optimal marking process

PrintJet CONNECT – the communication-capable high-performance printer

Marking processes today must be as fast, reliable, efficient, and flexible as possible. At the same time, a perfect print result is expected. Ideally, this is achieved with a single marking system where software, markers, and printers are seamlessly coordinated to meet all requirements.

With the PrintJet CONNECT, we have developed a high-performance inkjet printer that more than meets these demands. In addition, the PrintJet MINI offers a compact solution for smaller print jobs – ideal for users who value flexibility and precision. Both devices are part of the Weidmüller marking system and ensure maximum efficiency.

The PrintJet CONNECT is the logical evolution of our proven PrintJet series. Designed to meet the diverse requirements of industry and control cabinet manufacturing, it combines top-level process and cost efficiency with intelligent networking and complete data consistency. For example, you can use existing data directly for labeling – enabling more efficient work with minimal error rates.

The PrintJet MINI perfectly complements this concept: compact, quick to set up, and optimized for smaller quantities. Both printers deliver brilliant, long-lasting results.



With Weidmüller, you have a powerful partner at your side who supports you with optimally coordinated solutions for your workshop in all phases. Based on many years of practical experience in all aspects of control cabinet construction, we offer you a comprehensive portfolio with which you can effectively accelerate your processes and increase your quality.

Discover your optimisation potential now:
www.weidmueller.com/workplace

Simply better and more economically thanks to excellent connectivity

The PrintJet CONNECT uses IoT to optimise marking

Communication-capable devices, components, and systems are the key for exploiting the entire benefits of Industry 4.0. This also applies to a more efficient implementation of marking processes. The PrintJet CONNECT offers you all the advantages of connectivity. On the one hand you can use existing data for the marking process, and on the other hand you benefit from the possibility of permanently monitoring the status and functionality of the printer regardless of your location. This ensures availability and saves a lot of time, money and trouble.

Two options are available for networking the PrintJet CONNECT: classic via LAN or wireless via WLAN. The latter is done by using the supplied WIFI stick.
The M-Print® PRO software enables you to use existing data, for example from EPLan, WS-CAD, or Zuken e3. In addition, print files can also be loaded directly into the printer via USB stick. This allows the printer to be operated without a PC or network.

The PrintJet CONNECT offers a wide range of other advantages because of its networking capability. For example, Weidmüller regularly provides security patches and updates for the printer's operating system to increase operational reliability.

In addition, the PrintJet CONNECT monitors and logs all its operating parameters and makes them available to users for maintenance purposes or to prevent errors.

This enables service technicians to provide targeted online support via remote maintenance and avoid unnecessary downtime as well as maintenance and repairs on site. This represents a milestone for more reliability and more economical operation.

GERMAN INNOVATION AWARD '21 WINNER

The PrintJet CONNECT was named the winner of the German Innovation Award in the „Machines & Engineering" category of the „Excellence in Business to Business" competition. This is the second time in a row that Weidmüller has won this prestigious award, and with the successful defence of its title, it has underpinned its claim to be an innovation driver and pioneer.



Discover the advantages of the PrintJet CONNECT

Trendsetting solutions for an optimal marking process



Perfect durable printing results
The industrial print head of the PrintJet CONNECT is extremely robust and reliable. It provides perfect printing results and is characterised by an extremely long service life.



Economical printing of even the shortest of runs
The PrintJet CONNECT is also able to print half MultiCards. This means that even the smallest of runs, corrections, etc. can be produced economically and without unnecessary waste.



Perfect print quality even on large markers
PrintJet CONNECT can be used to print graphics or full-surface printouts at a high level of quality.



Flexible printer placement and excellent accessibility
The new design of the PrintJet CONNECT allows flexible positioning of the printer. Due to its 180° rotatable display, the front-side placed trays, and the large service flap, there is easy access for operation and maintenance in every positioning variant.



Process different markers in one job
The PrintJet CONNECT processes different formats in one print job. This means that even if different markers are used in a print job, there is no need for a time-consuming change of the print media. Up to 50 different MultiCards can be inserted into the tray.



Optimal support during operation
The PrintJet CONNECT provides users with wide-ranging, easy-to-understand support in the form of graphics, videos, web or QR codes, and links to information on the web. All information can be easily selected and called up via the 7" touch display, enabling even employees who rarely work with the printer to quickly familiarise themselves with its operation.

- Maintenance-friendly design of the printer
- Print speed of more than 2 MultiCards per minute
- Automatic calibration of the MultiCard
- Automatic stacking function enables First in - First out



PrintJet CONNECT - the new state of the art printer

Technical details that will convince you

Perfectly centered prints without manual adjustment
The PrintJet CONNECT automatically adjusts itself to size tolerances of the print media and thus enables perfect centering of the print on each marker. Because marker cards can expand depending on humidity and temperature, a sensor in the printer determines the exact size of the card and corrects the print values so that all markers are printed evenly.

Convenient printing of large volumes
Printing huge quantities is made much easier by the high printing speed and the large output tray. The PrintJet CONNECT prints more than 2 MultiCards per minute and has a large output tray with automatic stacking function for up to 50 cards.

Reliable even after long periods of storage
The print head of the PrintJet CONNECT can be quickly made ready for use again even after a long period of storage. For this purpose, the ink cartridges are replaced with fluid cartridges for storage, which protect the print head from drying out.

Unify processes by high output
Due to its high printing speed, the PrintJet CONNECT is also suitable for printing large quantities of markers. For example, up to 26,000 DEK 5/5 terminal markers, 10,000 TM-I conductor markers, or 5,000 ESG device markers can be printed per hour. The high throughput permits print jobs to be concentrated on one printer, resulting in process standardisation.



Up to
26.000
Terminal markers
per hour

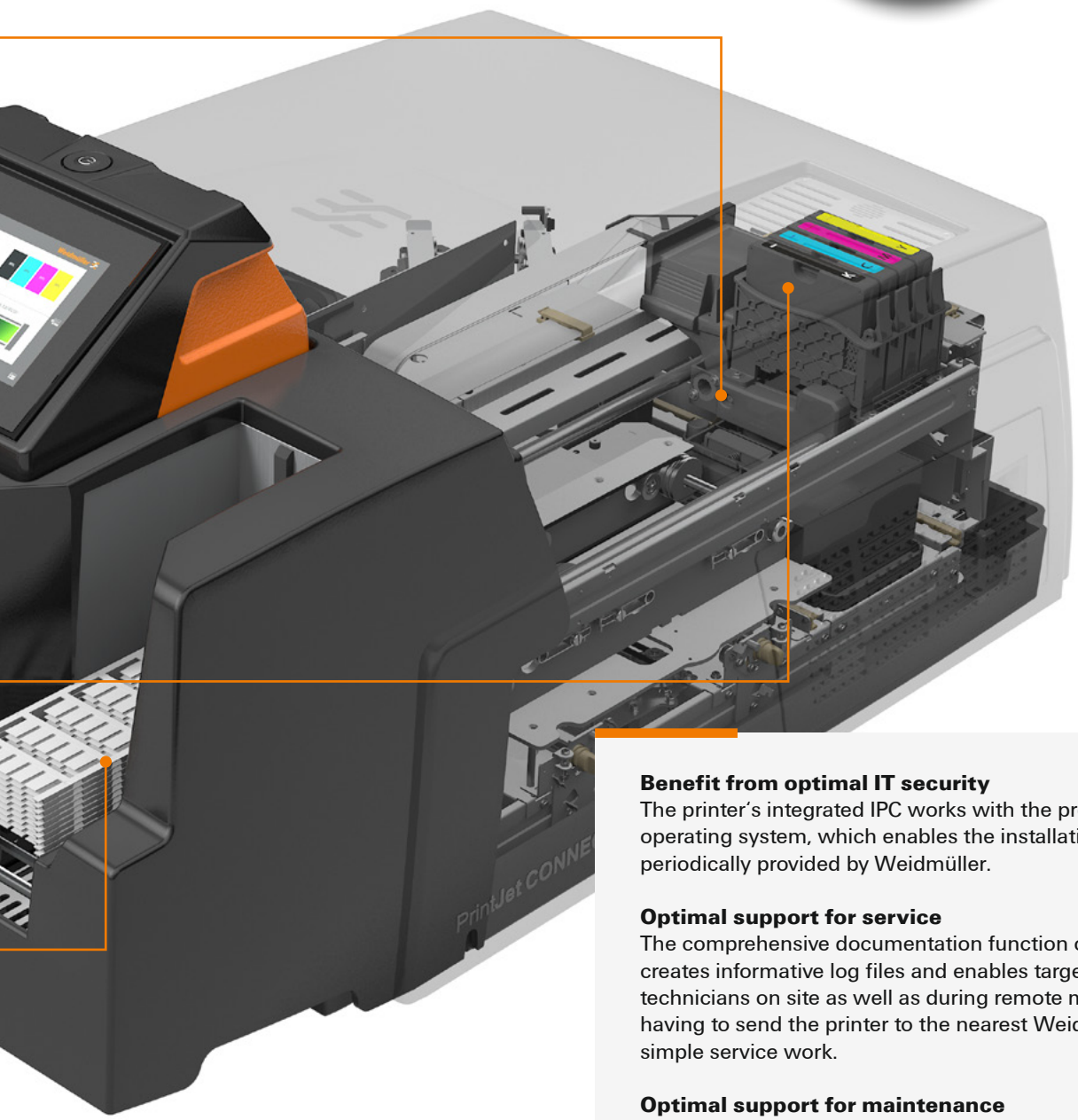

Benefit from optimal IT security
The printer´s integrated IPC works with the proven WIN 10 IoT operating system, which enables the installation of the security updates periodically provided by Weidmüller.

Optimal support for service
The comprehensive documentation function of the PrintJet CONNECT creates informative log files and enables targeted support of the service technicians on site as well as during remote maintenance. This avoids having to send the printer to the nearest Weidmüller service hub for simple service work.

Optimal support for maintenance
The comprehensive monitoring functions of the PrintJet CONNECT enable predictive maintenance and ensure reliable operation. The printer records and stores operation-relevant parameters such as power supply, ink consumption, service life, air humidity, room temperature, etc., and warns users quickly of errors and abnormal deviations. Corresponding messages are shown on the display or via the M-Print® PRO software or sent by e-mail.

The advanced inkjet printer

Our PrintJet CONNECT for the highest standards

GERMAN INNOVATION AWARD '21 WINNER

Your direct connection to the optimal marking process

The PrintJet CONNECT is the consistent further development of our tried-and-tested PrintJet series. Focusing on the modern needs of industry and panel building, it combines maximum process and cost efficiency with intelligent networking and complete data consistency. For example, you can use existing data directly in the marking process – for working more efficiently and with a minimal error rate. The PrintJet CONNECT is part of the Weidmüller marking system consisting of software, markers and printers. It has an extremely durable industrial print head and has been specially optimised for fast working speed and high throughput.

Your advantages at a glance:

- Perfect printing results every time
- Durable and robust markers thanks to thermal fixing
- Fast handling of large volumes
- High level of automation thanks to magazine capacity of 50 MultiCards
- Flexible connection possibilities via LAN, WIFI or USB
- Simple status monitoring on the device
- User-friendly operation thanks to intuitive touch display



Technical data

	Description	
Intended use	Printing Weidmüller MultiCards and MetalliCards	
Technology	Inkjet procedure with integrated thermal fixing unit	
Feed	Automatic magazine for max. 50 MultiCards Individual feed for MetalliCards and MultiCards	
Removal	Automatic dispenser magazine for up to 50 MultiCards	
Fuses	10 ATH 250 V	
Application site	Office conditions	
Ambient temperature	18 °C – 32°C 64 °F – 89 °F	
Dimensions	Length including output rail: Length not including output rail: Width: Height:	approx. 1.133 mm (44,60") approx. 930 mm (36,60") 590 mm (23,20") 454 mm (17,90")
Weight	63 kg with packaging 38 kg without packaging	
Ink system	Colour system – black, cyan, magenta, yellow	
Included in delivery	• PrintJet CONNECT • Mains cable • LAN cable • USB cable	• one MultiCard DEK 5/5 • DVD with M-Print® PRO software • Quick start guide • Operating manual • Ink set PJ CON INK SET • 2 PrintJet cleaner cloths
	The ink cartridges are not installed in the printer.	

Order data

Type		Qty.	Order No.
PrintJet CONNECT		1	2715590000
M-PRINT® PRO		1	1905490000
PJ CON INK K Black ink	■	1	2715640000
PJ CON INK C Cyan ink	■	1	2715610000
PJ CON INK M Magenta ink	■	1	2715620000
PJ CON INK Y Yellow ink	■	1	2715630000
PJ CON INK SET Ink set	■■■■	1	2715600000
PJ CON FLUID SET Fluidset		1	2715650000
PJ CON WASTE PAD Ink collecting tray		1	2715660000
PJ ADV TEXTILE COVER Textile cover		1	2592960000

Smart marking systems
Innovative solutions across all industries

The precisely coordinated systems fit perfectly into the environment and processes of your industry.



Robust material
Plastic that doesn't come in small sizes. Our markers counter vibration and other long-term effects with unique strength and robustness.

- Elevator and Escalator
- Railway



Heat-tested
Markers, which love the extreme. High temperatures, as experienced in many industrial environments, are easily withstood by our markers.

- Wind
- Traditional Power



Detectable
Thanks to a metallic filling material, our detectable markers are identifiable by metal and X-ray detectors.

- Consumer Goods and Packaging
- Food industry



Resistant to chemicals
Long-term legibility. Our markers are resistant to all common industrial cleaning agents.

- Automotive and Robotics
- Oil and Gas

Further marking systems and more technical details can be found in our online catalog.

PrintJet MINI

The compact industrial printer



Orange Transparency – Technology Made Visible
The transparent orange flap of the PrintJet MINI offers full visibility of the printing process – UV-curing ink ensures wipe- and scratch-resistant markings..



Everything at a Glance, Everything Under Control
The integrated 5“ color touch display provides all key information at a glance – from ink levels to printer status. Clear, intuitive, and user-friendly.



Simply insert, start smart
The automatic slide-out system makes inserting MultiCard markers easier than ever. User-friendly, ergonomic, efficient – for a smooth workflow with style.



Efficient for every printing need
Whether full or half MultiCards, individual segments or markers – the PrintJet MINI adapts flexibly to deliver maximum versatility with minimal effort.





Quick replacement made easy
The included cartridge is easy to clean and can be fully replaced – including the print head – whenever needed. For maximum user convenience.

Design that goes with you
Compact, lightweight, and ready to use: The PrintJet MINI becomes a mobile all-rounder with its custom transport case – wherever precise marking is needed.



Design meets function –
The Benefits of the PrintJet MINI at a Glance

With the PrintJet MINI, we've developed more than just an industrial printer – we've created a mobile solution that combines design, functionality, and efficiency in a compact format.

Thoughtfully designed down to the last detail, it enables precise marking wherever it's needed – flexible, reliable, and intuitive.

The PrintJet MINI stands for modern industrial design that not only optimizes processes, but also sets new standards in mobility and user convenience.

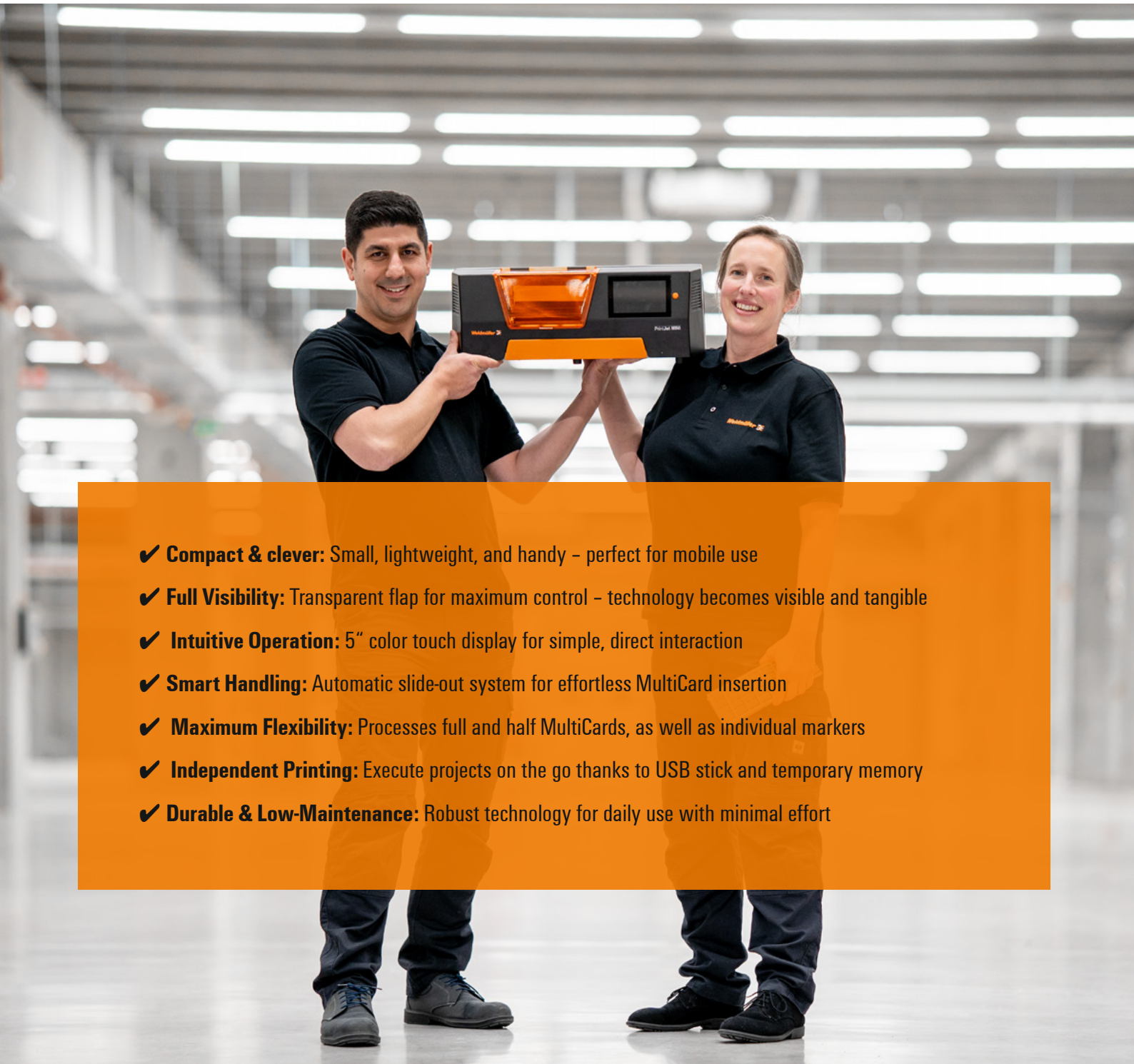

- ✔ **Compact & clever:** Small, lightweight, and handy – perfect for mobile use
- ✔ **Full Visibility:** Transparent flap for maximum control – technology becomes visible and tangible
- ✔ **Intuitive Operation:** 5" color touch display for simple, direct interaction
- ✔ **Smart Handling:** Automatic slide-out system for effortless MultiCard insertion
- ✔ **Maximum Flexibility:** Processes full and half MultiCards, as well as individual markers
- ✔ **Independent Printing:** Execute projects on the go thanks to USB stick and temporary memory
- ✔ **Durable & Low-Maintenance:** Robust technology for daily use with minimal effort

PrintJet MINI

Your compact industrial printer for professional marking solutions

As a cabinet manufacturer, system planner, or technician, you know how crucial precise and durable labeling is for optimizing processes and ensuring clarity within control cabinet infrastructure. With the PrintJet MINI – the compact industrial printer from Weidmüller – you're choosing a smart solution that boosts your efficiency and is perfectly tailored to your needs.

The PrintJet MINI is small, lightweight, and optionally available with a practical transport case. This mobility makes it the ideal choice for on-site service operations or changing work environments. Due to its well-thought-out design, it's easy to transport and can be used flexibly – wherever reliable control cabinet labeling is required.



Technical data

	Description
Intended use	Printing Weidmüller MultiCards
Technology	Inkjet printing process with integrated UV light curing unit
Feed & Removal	Manual, full card or individual segment
Application site	Office conditions
Ambient temperature	18 °C – 30 °C 50 °F – 95 °F
Dimensions	Length: 540 mm Width: 330 mm Height: 190 mm
Weight	13 kg with packaging 8.5 kg without packaging
Ink system	Cartridge including print head, color: black
Included in delivery	• PrintJet MINI • one MultiCard DEK 5/5 • Desktop power supply, fixed voltage 24 V/DC 3.75 A 90 W • Ink cartridge including cleaning cloth • Mains cable • Downloadable instructions for manual, quick guide, and M-Print® PRO labeling software • USB cable • LAN cable The ink cartridge is not installed in the printer.
Printing speed	about 1,5 minutes per MultiCard
Print resolution, max.	600 DPI
Interface	USB, LAN
Supply voltage	230 V AC / 16 A, 115 V AC / 20 A

Ordering data

Type	VPE	Order No.
PrintJet MINI	1	3049980000

Accessories

	Type	VPE	Order No.
Ink cartridge black	PJM INK K	1	3062650000
Ink collecting tray	PJM WASTE PAD	1	3062640000
Transport case	PJM TRANSPORT CASE	1	3109810000

MultiCard
The complete range

Weidmüller has established a new market standard with its MultiCard product line. With over 250 types, this product line has been consistently boradened to cover all of your application requirements. And if you need something special, we'll design a customised solution for you.



Terminal Markers
Whether multi-character labelling or markers with individual printing, whether white or coloured or group designations at terminals, the comprehensive range of Weidmüller products solves every marking task simply, quickly and clearly.



Wire and Cable Markers
The applications range from thin wires through to cables with large external diameters. Amongst others, the assortment includes combination systems with individual tags, transparent sleeves and markers that are fastened using cable ties.



Device Markers
Device and installation markers round off the range of switchgear markers. By utilising Weidmüller's device markers, users comply with official regulations requiring marking of electrical equipment. Weidmüller offers corresponding markers for devices made by well-known manufactures. Mirroring their original counterparts, these tags are attached with the traditional adhesive or rapid clip-on techniques.

Technical data MultiCard V2

Material	Polyamid 66, Halogen-free
Fire class acc. to UL 94	V2
Temperature range	-40 °C to 100 °C
Temperature range	-40 °C to 60 °C (Self-adhesive)
Approved air humidity	Max. 60 %, only for screwable markers

Technical data MultiCard V0

Material	Polyamid 66, Halogen-free
Fire class acc. to UL 94	V0
Temperature range	-50 °C to 120 °C

Technical data detectable markers

Material	PA 6.6, Halogen-free
Fire class acc. to UL 94	HB
Temperature range	-40 °C to 100 °C

Terminal Markers

The comprehensive sortiment solves every marking task



Dekafix

For all Klippon® Connect terminal marker series

Type	Colour	Marker per card	Qty.	Application	Order No.
DEK 5/3.5 MC NE WS	○	100	500	3.5 mm Pitch	**1755270000**
DEK 5/3.5 MC NE GE	●	100	500	3.5 mm Pitch	**1369480000**
DEK 5/3.5 PLUS MC NE WS	○	320	1600	3.5 mm Pitch; without project designation surface	**2003750000**
DEK 5/5 MC NE WS	○	200	1000	5 mm Pitch	**1609801044**
DEK 5/5 MC NE GE	●	200	1000	5 mm Pitch	**1609801687**
DEK 5/5 MC NE BL	●	200	1000	5 mm Pitch	**1609801693**
DEK 5/5 MC NE GN	●	200	1000	5 mm Pitch	**1609801688**
DEK 5/5 MC NE GR	●	200	1000	5 mm Pitch	**1609801691**
DEK 5/5 MC NE RT	●	200	1000	5 mm Pitch	**1609801686**
DEK 5/5 MC NE OR	●	200	1000	5 mm Pitch	**1238340000**
DEK 5/5 S MC NE WS	○	80	400	5 mm Pitch; Sloped design	**1341620000**
DEK 5/5 PLUS MC NE WS	○	200	1000	5 mm Pitch; without project designation surface	**1854490000**
DEK 5/5 PLUS MC GE	●	200	1000	5 mm Pitch; without project designation surface	**1907520000**
DEK 5/6 MC NE WS	○	200	1000	6 mm Pitch	**1609820000**
DEK 5/6 MC NE BR	●	200	1000	6 mm Pitch	**1454900000**
DEK 5/6 MC NE OR	●	200	1000	6 mm Pitch	**1912090000**
DEK 5/6 PLUS MC NE WS	○	200	1000	5 mm Pitch; without project designation surface	**1011320000**
DEK 5/6.5 MC NE WS	○	180	900	6 mm Pitch	**1609840000**
DEK 5/6.5 PLUS MC NE WS	○	180	900	6.5 mm Pitch; without project designation surface	**1046340000**
DEK 5/7.5 MC NE WS	○	64	320	7.5 mm Pitch; B8E, S8E	**1720620000**
DEK 5/8 MC NE WS	○	64	320	8 mm Pitch	**1856740000**
DEK 5/8 PLUS MC NE WS	○	160	800	8 mm Pitch; without project designation surface	**1046350000**
DEK 5/8-11.5 MC NE WS	○	100	500	8 mm Pitch; IO Remote	**1341630000**
DEK 5/30 MC NE WS	○	20	100	ZGB 30	**1951920000**
DEK 5/30 MC NE GE	●	20	100	ZGB 30	**1350340000**



WS

For all Klippon® Connect terminal marker series

Type	Colour	Marker per card	Qty.	Application	Order No.
WS 10/3.5 PLUS MC NE WS	○	192	960	3.5 mm Pitch; without project designation surface	2003760000
WS 12/3.5 MC NE WS	○	120	600	3.5 mm Pitch	1778270000
WS 8/5 MC NE WS	○	144	720	5 mm Pitch	1640740000
WS 8/5 MC NE GE	●	144	720	5 mm Pitch	1773521687
WS 8/5 MC NE BL	●	144	720	5 mm Pitch	1773521693
WS 8/5 MC NE RT	●	144	720	5 mm Pitch	1773521686
WS 8/5 MC NE OR	●	144	720	5 mm Pitch	1773521690
WS 8/5 PLUS MC NE WS	○	120	600	5 mm Pitch; without project designation surface	1951870000
WS 10/5 M MC NE WS	○	144	720	5 mm Pitch	1792000000
WS 10/5 M PLUS MC NE WS	○	120	600	5 mm Pitch; without project designation surface	2003770000
WS 10/5 MC NE WS	○	144	720	5 mm Pitch	1635000000
WS 10/5 MC NE GE	●	144	720	5 mm Pitch	1773531687
WS 10/5 MC NE BL	●	144	720	5 mm Pitch	1773531693
WS 10/5 MC NE RT	●	144	720	5 mm Pitch	1773531686
WS 10/5 PLUS MC NE WS	○	120	600	5 mm Pitch; without project designation surface	1046380000
WS 12/5 MC NE WS	○	144	720	5 mm Pitch	1609860000
WS 12/5 MC NE GE	●	144	720	5 mm Pitch	1773541687
WS 12/5 MC NE BL	●	144	720	5 mm Pitch	1773541693
WS 12/5 MC NE RT	●	144	720	5 mm Pitch	1773541686
WS 12/5 MC NE OR	●	144	720	5 mm Pitch	1773541690
WS 12/5 PLUS MC NE WS	○	120	600	5 mm Pitch; without project designation surface	1927510000
WS 14/5 MC NE WS	○	96	480	5 mm Pitch	1768090000
WS 15/5 MC NE WS	○	96	480	5 mm Pitch	1609880000
WS 15/5 MC NE GE	●	96	480	5 mm Pitch	1773571687
WS 8/6 PLUS MC NE WS	○	120	600	6 mm Pitch; without project designation surface	1951880000
WS 10/6 M MC NE WS	○	120	600	6 mm Pitch	1818400000
WS 10/6 M PLUS MC NE WS	○	120	600	6 mm Pitch; without project designation surface	2003780000
WS 10/6 MC NE WS	○	120	600	6 mm Pitch	1828450000
WS 10/6 PLUS MC NE WS	○	120	600	6 mm Pitch; without project designation surface	1046390000
WS 12/6 MC NE WS	○	120	600	6 mm Pitch	1609900000
WS 12/6 MC NE GE	●	120	600	6 mm Pitch	1773551687
WS 12/6 MC NE OR	●	120	600	6 mm Pitch	1773551690
WS 12/6 PLUS MC NE WS	○	120	600	6 mm Pitch; without project designation surface	1927530000
WS 12/6.5 MC NE WS	○	108	540	6.5 mm Pitch	1609920000
WS 12/6.5 MC NE GE	●	108	540	6.5 mm Pitch	1773561687
WS 12/6.5 MC NE BL	●	108	540	6.5 mm Pitch	1773561693
WS 12/6.5 MC NE RT	●	108	540	6.5 mm Pitch	1773561686
WS 10/8 PLUS MC NE WS	○	84	420	8 mm Pitch; without project designation surface	1905950000
WS 12/8 PLUS MC NE WS	○	84	420	8 mm Pitch; without project designation surface	1906000000
WS 12/9.5-11 MC NE WS	○	60	300	WTL 6/4 FF, 11 mm Pitch	2484220000
WS 10/12 MC NE WS	○	60	300	12 mm Pitch; PUSH IN	1905970000
WS 10/12 MC NE GE	●	60	300	12 mm Pitch; PUSH IN	1466140000
WS 10/15 MC NE WS	○	48	240	15 mm Pitch; Plugseries	1854090000



ZS

Special markers for Z series, folding mechanism

Type	Colour	Marker per card	Qty.	Application	Order No.
ZS 10/5 MC NE WS	○	96	480	5 mm Pitch	1610000000
ZS 15/5 MC NE WS	○	96	480	5 mm Pitch	1646630000
ZS 12/6 MC NE WS	○	80	400	6 mm Pitch	1610020000

WAD

WAD covers for the W series, cross-connection channels are covered

Type	Colour	Marker per card	Qty.	Application	Order No.
WAD 5 MC NE WS	○	12	48	W-Series; 5 mm Pitch	1112910000
WAD 5 MC NE GE	●	12	48	W-Series; 5 mm Pitch	1112920000
WAD 5 MC B GE/SW	●	12	48	W-Series; with lightning flash; 5 mm Pitch	1120450000
WAD 8 MC NE WS	○	12	48	W-Series; 8 mm Pitch	1112940000
WAD 8 MC NE GE	●	12	48	W-Series; 8 mm Pitch	1112950000
WAD 8 MC B GE/SW	●	12	48	W-Series; with lightning flash; 8 mm Pitch	1120470000
WAD 12 MC NE WS	○	8	32	W-Series; 12 mm Pitch	2445080000
WAD 12 MC NE GE	●	8	32	W-Series; 12 mm Pitch	2445070000
WAD 12 MC B GE/SW	●	8	32	W-Series; with lightning flash; 12 mm Pitch	2445090000



MultiFit

For terminals from other manufacturers

Type	Colour	Marker per card	Qty.	Application	Order No.
MF 4/5.2 MC NE WS	○	100	500	Phoenix MBK BN-ZB 5,2	1907530000
MF 5/4 MC NE WS	○	100	500	Phoenix UK, ZBF 4; 4 mm Pitch	1877690000
MF 5/3.5 MC NE WS	○	160	800	Phoenix UK, ZFK, ST; 3,5 mm Pitch	1521010000
MF 5/5 MC NE WS	○	100	500	Phoenix UK, ZFK, ST, ZBF 5; 5 mm Pitch	1816250000
MF 5/6 MC NE WS	○	100	500	Phoenix UK, ZFK , ST ZBF 6; 6 mm Pitch	1816260000
MF 5/12 MC NE WS	○	50	250	Phoenix; 12,2 mm Pitch	1250090000
MF 5/7.5 MC NE WS	○	64	320	Phoenix TRKSD, MBK BN-ZB 7,5; Adels RKW BZ 14	1877680000
MF 8/5 MC NE WS	○	120	600	Phoenix UK ZB 5; 5 mm Pitch	1677140000
MF 10/5 MC NE WS	○	120	600	Phoenix UK ZB 5; 5 mm Pitch	1677160000
MF 10/6 MC NE WS	○	120	600	Phoenix UK ZB 6; 6 mm Pitch	1677220000
MF 10/8 MC NE WS	○	70	350	Phoenix UK ZB 8; 8 mm Pitch	1868440000
MF 10/10 MC NE WS	○	40	200	Phoenix UK ZB 10; Festo CPV/I; 10 mm Pitch	1856760000
MF 12/5 MC NE WS	○	120	600	Phoenix UK ZB; 5.5 mm Pitch	1677180000
MFF 10/6 MC NE WS	○	120	600	Phoenix UK ZB 6; Festo CPV/I; 6 mm Pitch	1856780000
MFF 9/4 MC NE WS	○	100	500	Festo MHA1	1877720000
MF-W 9/4 MC NE WS	○	100	500	Wago WSB Type 209-, 249-; 4 mm Pitch	1877730000
MF-W 9/5 MC NE WS	○	100	500	Wago WSB Type 209-, 249-; 5 mm Pitch	1816270000
MF-W 9/6 MC NE WS	○	100	500	Wago WSB Type 209-, 249-; 6 mm Pitch	1816290000
MF-W 9/3.5F MC NE WS	○	160	800	Wago TOP JOB S	1521040000
MF-W 9/4.2F MC NE WS	○	100	500	Wago TOP JOB S	1011430000
MF-W 9/5F MC NE WS	○	100	500	Wago, Pitch 5 mm (Competitor: WSB Type 793- /794-)	1816280000
MF-W 9/5.2F MC NE WS	○	100	500	Wago TOP JOB S	1011410000
MF-W 9/6.2F MC NE WS	○	100	500	Wago TOP JOB S	1011420000
MF-W 5/5 MINI MC NE WS	○	100	500	Wago WSB Type 248-, 264-; Beckhoff I/O; WAGO I/O, 5 mm Pitch	1816240000
MF-W 5/5 MINI MC NE GN	●	100	500	Beckhoff I/O; Wago I/O, 5 mm Pitch	1924290000
MF-W 5/5 MINI MC NE BL	●	100	500	Beckhoff I/O; Wago I/O, 5 mm Pitch	1924270000
MF-W 5/5 MINI MC NE GE	●	100	500	Beckhoff I/O; Wago I/O, 5 mm Pitch	1924280000
MF-W 5/5 MINI MC NE RT	●	100	500	Beckhoff I/O; Wago I/O, 5 mm Pitch	1924260000
MF 5/10 MC NE WS	○	50	250	Beckhoff I/O; Wago I/O	1954050000
MF 10/5 MC CABUR NE WS	○	120	600	Cabur; 5 mm Pitch	1854510000
MF 12/5 MC CABUR NE WS	○	120	600	Cabur; 5 mm Pitch	1854520000
MF-WO 5/5 MC NE WS	○	80	400	Allen Bradley; Wörtz; 5 mm Pitch	1716800000
MF-WO 9/5 MC NE WS	○	80	400	Allen Bradley; Wörtz; 5 mm Pitch	1716840000
MF-WO 12/5 MC NE WS	○	80	400	Allen Bradley; Wörtz; 5 mm Pitch	1692270000
MF-WO 9/6 MC NE WS	○	80	400	Allen Bradley; Wörtz; 6 mm Pitch	1716820000
MF-WO 12/6 MC NE WS	○	80	400	Allen Bradley; Wörtz; 6 mm Pitch	1692290000
MF-SI 8/5 MC NE WS	○	80	400	Siemens; 5 mm Pitch	1889180000
MF-SI 10/5 MC NE WS	○	80	400	Siemens; 5 mm Pitch	1889190000
MF-SI 8/6 MC NE WS	○	64	320	Siemens; 6 mm Pitch	1889240000
MF-SI 10/6 MC NE WS	○	64	320	Siemens; 6 mm Pitch	1889260000
MF-SI 7/5-6.5 MC NE WS	○	64	320	Siemens; 5 – 6.5mm Pitch	1889780000
MF-SI 10/5-6.5 MC NE WS	○	64	320	Siemens; 5 – 6.5mm Pitch	1889800000
MF-ABB 12/5 MC NE WS	○	80	400	ABB SNK Series; 5 mm Pitch	2047320000
MF-ABB 12/6 MC NE WS	○	80	400	ABB SNK Series; 6 mm Pitch	2047340000
MF-ABB 12/8 MC NE WS	○	56	280	ABB SNK Series; 8 mm Pitch	2047350000

Wire and Cable Markers

For every application area the right marker



TM-I

Inlay tags for sleeves

Type	Colour	Marker per card	Qty.	Application	Order No.
TM-I 12 MC NE WS	○	64	320	12 mm Hülsen	1718411044
TM-I 12 MC NE WS VO	○	64	320	12 mm Hülsen	1434760000
TM-I 12 MC NE GE	●	64	320	12 mm Hülsen	1718411687
TM-I 12 MC NE RT	●	64	320	12 mm Hülsen	1718411686
TM-I 12 MC NE GN	●	64	320	12 mm Hülsen	1718411688
TM-I 12 MC NE BL	●	64	320	12 mm Hülsen	1718411693
TM-I 15 MC NE WS	○	80	400	15 mm Hülsen	1609981044
TM-I 15 MC NE GE	●	80	400	15 mm Hülsen	1609981687
TM-I 15 MC NE RT	●	80	400	15 mm Hülsen	1609981686
TM-I 15 MC NE GN	●	80	400	15 mm Hülsen	1609981688
TM-I 15 MC NE BL	●	80	400	15 mm Hülsen	1609981693
TM-I 18 MC NE WS	○	64	320	18 mm Hülsen	1718431044
TM-I 18 MC NE GE	●	64	320	18 mm Hülsen	1718431687
TM-I 18 MC NE RT	●	64	320	18 mm Hülsen	1718431686
TM-I 18 MC NE GN	●	64	320	18 mm Hülsen	1718431688
TM-I 18 MC NE BL	●	64	320	18 mm Hülsen	1718431693
TM-I 20 MC NE WS	○	80	400	20 mm Hülsen	1680411044
TM-I 20 MC NE GE	●	80	400	20 mm Hülsen	1680411687
TM-I 20 MC NE RT	●	80	400	20 mm Hülsen	1680411686
TM-I 20 MC NE GN	●	80	400	20 mm Hülsen	1680411688
TM-I 20 MC NE BL	●	80	400	20 mm Hülsen	1680411693
TM-I 23 MC NE WS	○	80	400	23 mm Hülsen	1428480000
TM-I 23 MC NE RT	●	80	400	23 mm Hülsen	1428510000
TM-I 23 MC NE GE	●	80	400	23 mm Hülsen	1428490000
TM-I 23 MC NE BL	●	80	400	23 mm Hülsen	1428520000
TM-I 30 MC NE WS	○	80	400	30 mm Hülsen	1876390000
TM-I 30 MC NE GE	●	80	400	30 mm Hülsen	1876370000
TM-I 30 MC NE RT	●	80	400	30 mm Hülsen	1876380000
TM-I 30 MC NE BL	●	80	400	30 mm Hülsen	1876400000





Type	Colour	Marker per card	Qty.	Application	Order No.
TM-I 12/18 MC NE WS	○	48	240	18 mm Hülsen, 18 mm + 12 mm Schild	1323730000
TM-I 12/18 MC NE BL	●	48	240	18 mm Hülsen, 18 mm + 12 mm Schild	1421160000
TM-I 12/18 MC NE GE	●	48	240	18 mm Hülsen, 18 mm + 12 mm Schild	1409630000
TM-I 12/18 MC NE GN	●	48	240	18 mm Hülsen, 18 mm + 12 mm Schild	1421150000
TM-I 12/18 MC NE RT	●	48	240	18 mm Hülsen, 18 mm + 12 mm Schild	1421170000





SlimFix SF

Open wire and cable markers, installation using the SF-Tool

Type	Colour	Marker per card	Qty.	Application	Order No.
SF 00/12 MC NE WS V2	○	80	400	up to 0.3 mm²	**1919290000**
SF 00/12 MC NE BL V2	●	80	400	up to 0.3 mm²	**1919270000**
SF 00/12 MC NE RT V2	●	80	400	up to 0.3 mm²	**1919280000**
SF 00/12 MC NE GE V2	●	80	400	up to 0.3 mm²	**1919260000**
SF 0/12 MC NE WS V2	○	80	400	0.25 – 0.5 mm²	**1919240000**
SF 0/12 MC NE BL V2	●	80	400	0.25 – 0.5 mm²	**1919220000**
SF 0/12 MC NE RT V2	●	80	400	0.25 – 0.5 mm²	**1919230000**
SF 0/12 MC NE GE V2	●	80	400	0.25 – 0.5 mm²	**1919210000**
SF 1/12 MC NE WS V2	○	80	400	0.5 – 0.8 mm²	**1919390000**
SF 1/12 MC NE BL V2	●	80	400	0.5 – 0.8 mm²	**1919360000**
SF 1/12 MC NE RT V2	●	80	400	0.5 – 0.8 mm²	**1919320000**
SF 1/12 MC NE GE V2	●	80	400	0.5 – 0.8 mm²	**1919340000**
SF 2/12 MC NE WS V2	○	80	400	0.75 – 1.5 mm²	**1919490000**
SF 2/12 MC NE BL V2	●	80	400	0.75 – 1.5 mm²	**1919480000**
SF 2/12 MC NE RT V2	●	80	400	0.75 – 1.5 mm²	**1919460000**
SF 2/12 MC NE GE V2	●	80	400	0.75 – 1.5 mm²	**1919470000**
SF 3/12 MC NE WS V2	○	64	320	1.5 – 2.5 mm²	**1919540000**
SF 3/12 MC NE BL V2	●	64	320	1.5 – 2.5 mm²	**1919550000**
SF 3/12 MC NE RT V2	●	64	320	1.5 – 2.5 mm²	**1919530000**
SF 3/12 MC NE GE V2	●	64	320	1,5 – 2.5 mm²	**1919520000**
SF 3/12 MC NE GN V2	●	64	320	1.5 – 2.5 mm²	**1444310000**
SF 4/12 MC NE WS V2	○	32	128	2.5 – 4.0 mm²	**1919600000**
SF 4/12 MC NE BL V2	●	32	128	2.5 – 4.0 mm²	**1919590000**
SF 4/12 MC NE RT V2	●	32	128	2.5 – 4.0 mm²	**1919570000**
SF 4/12 MC NE GE V2	●	32	128	2.5 – 4.0 mm²	**1919580000**
SF 5/12 MC NE WS V2	○	32	160	4.0 – 6.0 mm²	**1919650000**
SF 5/12 MC NE BL V2	●	32	160	4.0 – 6.0 mm²	**1919630000**
SF 5/12 MC NE RT V2	●	32	160	4.0 – 6.0 mm²	**1919640000**
SF 5/12 MC NE GE V2	●	32	160	4.0 – 6.0 mm²	**1919620000**
SF 00/21 MC NE WS V2	○	80	400	up to 0.3 mm²	**1918580000**
SF 00/21 MC NE BL V2	●	80	400	up to 0.3 mm²	**1918590000**
SF 00/21 MC NE RT V2	●	80	400	up to 0.3 mm²	**1918570000**
SF 00/21 MC NE GE V2	●	80	400	up to 0.3 mm²	**1918560000**
SF 0/21 MC NE WS V2	○	80	400	0.25 – 0.5 mm²	**1918500000**
SF 0/21 MC NE BL V2	●	80	400	0.25 – 0.5 mm²	**1918510000**
SF 0/21 MC NE RT V2	●	80	400	0.25 – 0.5 mm²	**1918490000**
SF 0/21 MC NE GE V2	●	80	400	0.25 – 0.5 mm²	**1918480000**
SF 1/21 MC NE WS V2	○	80	400	0.5 – 0.8 mm²	**1918630000**
SF 1/21 MC NE BL V2	●	80	400	0.5 – 0.8 mm²	**1918620000**
SF 1/21 MC NE RT V2	●	80	400	0.5 – 0.8 mm²	**1918600000**
SF 1/21 MC NE GE V2	●	80	400	0.5 – 0.8 mm²	**1918610000**
SF 2/21 MC NE WS V2	○	80	400	0.75 – 1.5 mm²	**1918690000**
SF 2/21 MC NE BL V2	●	80	400	0.75 – 1.5 mm²	**1918700000**
SF 2/21 MC NE RT V2	●	80	400	0.75 – 1.5 mm²	**1918670000**
SF 2/21 MC NE GE V2	●	80	400	0.75 – 1.5 mm²	**1918660000**
SF 3/21 MC NE WS V2	○	64	320	1.5 – 2.5 mm²	**1918910000**
SF 3/21 MC NE BL V2	●	64	320	1.5 – 2.5 mm²	**1918920000**
SF 3/21 MC NE RT V2	●	64	320	1.5 – 2.5 mm²	**1918900000**
SF 3/21 MC NE GE V2	●	64	320	1.5 – 2.5 mm²	**1918890000**
SF 4/21 MC NE WS V2	○	32	128	2.5 – 4.0 mm²	**1919080000**
SF 4/21 MC NE BL V2	●	32	128	2.5 – 4.0 mm²	**1919090000**
SF 4/21 MC NE RT V2	●	32	128	2.5 – 4.0 mm²	**1919070000**
SF 4/21 MC NE GE V2	●	32	128	2.5 – 4.0 mm²	**1919060000**
SF 4.5/21 MC NE WS V2	○	24	96	4.0 – 6.0 mm²	**1919020000**
SF 4.5/21 MC NE BL V2	●	24	96	4.0 – 6.0 mm²	**1919030000**
SF 4.5/21 MC NE RT V2	●	24	96	4.0 – 6.0 mm²	**1919010000**
SF 4.5/21 MC NE GE V2	●	24	96	4.0 – 6.0 mm²	**1919000000**
SF 5/21 MC NE WS V2	○	32	160	4.0 – 6.0 mm²	**1919140000**
SF 5/21 MC NE BL V2	●	32	160	4.0 – 6.0 mm²	**1919150000**
SF 5/21 MC NE RT V2	●	32	160	4.0 – 6.0 mm²	**1919130000**
SF 5/21 MC NE GE V2	●	32	160	4.0 – 6.0 mm²	**1919120000**
SF 6/21 MC NE WS V2	○	32	160	10.0 – 16.0 mm²	**1919190000**
SF 6/21 MC NE BL V2	●	32	160	10.0 – 16.0 mm²	**1919200000**
SF 6/21 MC NE RT V2	●	32	160	10.0 – 16.0 mm²	**1919180000**
SF 6/21 MC NE GE V2	●	32	160	10.0 – 16.0 mm²	**1919170000**





Assembly SlimFix SF

Open wire and cable markers, installation using the SF-Tool

Type	Additional text	Qty.	Order No.
SF-TOOL 00-6	SlimFix Tool for SF 00 to 6	10	1950820000
SF-TOOL 1	SlimFix Tool for SF 1	10	1782970000
SF-TOOL 2-3	SlimFix Tool for SF 2-3	10	1782960000
SF-TOOL 4-5	SlimFix Tool for SF 4-5	10	1782980000
SF-Tool-selection	3 pieces of Tool 1, Tool 2-3, Tool 4-5	1	1770080000



SlimFix SFR

Open wire and cable markers; without tool

Type	Colour	Marker per card	Qty.	Application	Order No.
SFR 1/12 MC NE WS	○	80	400	0.5 – 0.8 mm²	1318640000
SFR 1/12 MC NE GE	●	80	400	0.5 – 0.8 mm²	1318650000
SFR 2/12 MC NE WS	○	80	400	0.75 – 1.5 mm²	1318660000
SFR 2/12 MC NE GE	●	80	400	0.75 – 1.5 mm²	1318670000
SFR 3/12 MC NE WS	○	64	256	1.5 – 2.5 mm²	1318680000
SFR 3/12 MC NE GE	●	64	256	1.5 – 2.5 mm²	1318690000
SFR 1/21 MC NE WS	○	80	400	0.5 – 0.8 mm²	1318710000
SFR 1/21 MC NE GE	●	80	400	0.5 – 0.8 mm²	1318720000
SFR 2/21 MC NE WS	○	80	400	0.75 – 1.5 mm²	1318730000
SFR 2/21 MC NE GE	●	80	400	0.75 – 1.5 mm²	1318740000
SFR 3/21 MC NE WS	○	64	256	1.5 – 2.5 mm²	1318750000
SFR 3/21 MC NE GE	●	64	256	1.5 – 2.5 mm²	1318760000





SlimFix SFX V2

Cable markers with cable tie feed-through

Type	Colour	Marker per card	Qty.	Application	Order No.
SFX 10/23 MC NE BL V2	●	32	160	from 16 mm²	1852400000
SFX 10/23 MC NE GE V2	●	32	160	from 16 mm²	1852360000
SFX 10/23 MC NE RT V2	●	32	160	from 16 mm²	1852370000
SFX 10/23 MC NE WS V2	○	32	160	from 16 mm²	1852390000
SFX 10/23 MC NE OR V2	●	32	160	from 16 mm²	1481230000
SFX 14/23 MC NE BL V2	●	32	160	from 16 mm²	1852450000
SFX 14/23 MC NE GE V2	●	32	160	from 16 mm²	1852410000
SFX 14/23 MC NE RT V2	●	32	160	from 16 mm²	1852420000
SFX 14/23 MC NE WS V2	○	32	160	from 16 mm²	1852440000
SFX 9/24 MC NE BL V2	●	32	160	from 16 mm²	1852500000
SFX 9/24 MC NE GE V2	●	32	160	from 16 mm²	1852460000
SFX 9/24 MC NE RT V2	●	32	160	from 16 mm²	1852470000
SFX 9/24 MC NE WS V2	○	32	160	from 16 mm²	1852490000
SFX 9/24 S MC NE WS	○	24	120	from 16 mm² ; easy cable tie feed through	1323440000
SFX 9/24 S MC NE GE	●	24	120	from 16 mm² ; easy cable tie feed through	1323450000
SFX 9/24 S MC NE RT	●	24	120	from 16 mm² ; easy cable tie feed through	1323470000
SFX 9/24 S MC NE BL	●	24	120	from 16 mm² ; easy cable tie feed through	1323480000
SFX 9/40 S MC NE WS	○	16	80	from 16 mm² ; easy cable tie feed through	1248760000
SFX 9/40 S MC NE GE	●	16	80	from 16 mm² ; easy cable tie feed through	1248770000
SFX 9/40 S MC NE RT	●	16	80	from 16 mm² ; easy cable tie feed through	1248780000
SFX 9/40 S MC NE BL	●	16	80	from 16 mm² ; easy cable tie feed through	1248790000
SFX 10/60 S MC NE WS	○	10	50	from 16 mm² ; easy cable tie feed through	1248810000
SFX 10/60 S MC NE GE	●	10	50	from 16 mm² ; easy cable tie feed through	1248820000
SFX 10/60 S MC NE RT	●	10	50	from 16 mm² ; easy cable tie feed through	1248830000
SFX 10/60 S MC NE BL	●	10	50	from 16 mm² ; easy cable tie feed through	1248840000
SFX 11/60 MC NE WS	○	12	60	from 16 mm²	1860120000
SFX 11/60 MC NE GR	●	12	60	from 16 mm²	1860130000
SFX 11/60 MC NE GE	●	12	60	from 16 mm²	1860150000





Type	Colour	Marker per card	Qty.	Application	Order No.
SFX 11/60 MC NE BL	●	12	60	from 16 mm²	1051870000
SFX 11/60 MC NE RT	●	12	60	from 16 mm²	1963650000
SFX 11/60 MC NE OR	●	12	60	from 16 mm²	1051890000
SFX 11/60 MC NE GN	●	12	60	from 16 mm²	1963660000
SFX 11/60 MC NE VI	●	12	60	from 16 mm²	1051880000
SFX 11/60 MC NE BR	●	12	60	from 16 mm²	1051900000
SFX 30/60 MC NE WS	○	6	30	from 40 mm²	1083230000
SFX 30/60 MC NE GE	●	6	30	from 40 mm²	1083240000
SFX 30/60 MC NE GR	●	6	30	from 40 mm²	1083250000
SFX 30/60 MC NE OR	●	6	30	from 40 mm²	1490710000





Detectable SFX markers

For the food and beverage industry

Type	Colour	Marker per card	Qty.	Application	Order No.
SFX-DT 9/24 MC NE BL	●	32	160	from 16 mm²	2602720000
SFX-DT 11/60 MC NE BL	●	12	60	from 16 mm²	2602730000
SFX-DT 10/60 MC NE BL	●	10	50	from 16 mm² ; easy cable tie feed through	2602740000









SlimFix SFX V0

Cable markers with cable tie feed-through

Type	Colour	Marker per card	Qty.	Application	Order No.
VT SFX 9/24 V0	○	32	320	from 16 mm²	1727740001
VT SFX 9/24 V0	●	32	320	from 16 mm²	1727740004
VT SFX 10/23 V0	○	32	320	from 16 mm²	1727770001
VT SFX 10/23 V0	●	32	320	from 16 mm²	1727770004
VT SFX 14/23 V0	○	32	320	from 16 mm²	1689490001
VT SFX 14/23 V0	●	32	320	from 16 mm²	1689490004
SFX 9/24 S V0	○	24	120	from 16 mm² ; easy cable tie feed through	2009930000
SFX 9/24 S V0	●	24	120	from 16 mm² ; easy cable tie feed through	2009940000
SFX 9/40 S V0	○	16	80	from 16 mm² ; easy cable tie feed through	2009910000
SFX 9/40 S V0	●	16	80	from 16 mm² ; easy cable tie feed through	2009920000
SFX 10/60 S V0	○	10	50	from 16 mm² ; easy cable tie feed through	2009890000
SFX 10/60 S V0	●	10	50	from 16 mm² ; easy cable tie feed through	2009900000
SFX 11/60 V0	○	12	60	from 16 mm²	1432750000
SFX 11/60 V0	●	12	60	from 16 mm²	1076890000







SlimFix Clip SFC

Clip technology for wires and cables

Type	Colour	Marker per card	Qty.	Application	Order No.
SFC 0/12 MC NE WS	○	40	200	0,34 – 1,0 mm²	1813130000
SFC 0/12 MC NE GE	●	40	200	0,34 – 1,0 mm²	1813160000
SFC 0/12 MC NE RT	●	40	200	0,34 – 1,0 mm²	1813150000
SFC 0/12 MC NE BL	●	40	200	0,34 – 1,0 mm²	1813170000
SFC 0/21 MC NE WS	○	40	200	0,34 – 1,0 mm²	1813190000
SFC 0/21 MC NE GE	●	40	200	0,34 – 1,0 mm²	1813210000
SFC 0/21 MC NE RT	●	40	200	0,34 – 1,0 mm²	1813200000
SFC 0/21 MC NE BL	●	40	200	0,34 – 1,0 mm²	1813220000
SFC 0/30 MC NE WS	○	30	150	0,34 – 1,0 mm²	1813240000
SFC 0/30 MC NE GE	●	30	150	0.34 – 1.0 mm²	1813260000
SFC 0/30 MC NE RT	●	30	150	0.34 – 1.0 mm²	1813250000
SFC 0/30 MC NE BL	●	30	150	0.34 – 1.0 mm²	1813270000
SFC 1/12 MC NE WS	○	40	200	0,75 – 2,5 mm²	1747320001
SFC 1/12 MC NE BL	●	40	200	0,75 – 2,5 mm²	1747320002
SFC 1/12 MC NE RT	●	40	200	0,75 – 2,5 mm²	1747320003
SFC 1/12 MC NE GE	●	40	200	0,75 – 2,5 mm²	1747320004
SFC 1/21 MC NE WS	○	40	200	0,75 – 2,5 mm²	1779080001
SFC 1/21 MC NE BL	●	40	200	0,75 – 2,5 mm²	1779080002
SFC 1/21 MC NE RT	●	40	200	0,75 – 2,5 mm²	1779080003
SFC 1/21 MC NE GE	●	40	200	0,75 – 2,5 mm²	1779080004
SFC 1/21 MC NE GN	○	40	200	0,75 – 2,5 mm²	1779080005
SFC 1/30 MC NE BL	●	30	150	0,75 – 2,5 mm²	1805720000
SFC 1/30 MC NE GE	●	30	150	0,75 – 2,5 mm²	1805730000
SFC 1/30 MC NE RT	●	30	150	0,75 – 2,5 mm²	1805740000
SFC 1/30 MC NE WS	○	30	150	0,75 – 2,5 mm²	1805760000
SFC 2/12 MC NE WS	○	24	120	2,5 – 4,0 mm²	1758320001
SFC 2/12 MC NE BL	●	24	120	2,5 – 4,0 mm²	1758320002
SFC 2/12 MC NE RT	●	24	120	2,5 – 4,0 mm²	1758320003
SFC 2/12 MC NE GE	●	24	120	2,5 – 4,0 mm²	1758320004
SFC 2/21 MC NE BL	●	24	120	2,5 – 4,0 mm²	1805770000
SFC 2/21 MC NE GE	●	24	120	2,5 – 4,0 mm²	1805780000
SFC 2/21 MC NE RT	●	24	120	2,5 – 4,0 mm²	1805790000
SFC 2/21 MC NE WS	○	24	120	2,5 – 4,0 mm²	1805810000
SFC 2/30 MC NE BL	●	18	90	2,5 – 4,0 mm²	1805820000
SFC 2/30 MC NE GE	●	18	90	2,5 – 4,0 mm²	1805830000
SFC 2/30 MC NE RT	●	18	90	2,5 – 4,0 mm²	1805850000
SFC 2/30 MC NE WS	○	18	90	2,5 – 4,0 mm²	1805870000
SFC 2.5/12 MC NE WS	○	24	120	4,0 – 6,0 mm²	1062000000
SFC 2.5/12 MC NE GE	●	24	120	4,0 – 6,0 mm²	1062010000
SFC 2.5/12 MC NE RT	●	24	120	4,0 – 6,0 mm²	1062020000
SFC 2.5/12 MC NE BL	●	24	120	4,0 – 6,0 mm²	1062030000
SFC 2.5/21 MC NE WS	○	24	120	4,0 – 6,0 mm²	1062050000
SFC 2.5/21 MC NE GE	●	24	120	4,0 – 6,0 mm²	1062070000
SFC 2.5/21 MC NE RT	●	24	120	4,0 – 6,0 mm²	1062080000
SFC 2.5/21 MC NE BL	●	24	120	4,0 – 6,0 mm²	1062090000
SFC 3/12 MC NE WS	○	16	80	4,0 – 10,0 mm²	1025220000
SFC 3/12 MC NE GE	●	16	80	4,0 – 10,0 mm²	1025230000
SFC 3/12 MC NE RT	●	16	80	4,0 – 10,0 mm²	1025240000
SFC 3/12 MC NE BL	●	16	80	4,0 – 10,0 mm²	1025250000
SFC 3/21 MC NE WS	○	16	80	4,0 – 10,0 mm²	1025260000
SFC 3/21 MC NE GE	●	16	80	4,0 – 10,0 mm²	1025270000
SFC 3/21 MC NE RT	●	16	80	4,0 – 10,0 mm²	1025290000
SFC 3/21 MC NE BL	●	16	80	4,0 – 10,0 mm²	1025300000
SFC 3/30 MC NE WS	○	12	60	4,0 – 10,0 mm²	1025310000
SFC 3/30 MC NE GE	●	12	60	4,0 – 10,0 mm²	1025320000
SFC 3/30 MC NE RT	●	12	60	4,0 – 10,0 mm²	1025330000
SFC 3/30 MC NE BL	●	12	60	4,0 – 10,0 mm²	1025340000











SlimFix Clip SFC-DS

SlimFix Clip MultiCard with two labelling areas

Type	Colour	Marker per card	Qty.	Application	Order No.
SFC-DS 0/12 MC NE WS	○	40	200	0,5 - 1,0 mm²	**2904970000**
SFC-DS 0/12 MC NE GE	●	40	200	0,5 - 1,0 mm²	**2905000000**
SFC-DS 0/21 MC NE WS	○	40	200	0,5 - 1,0 mm²	**2904980000**
SFC-DS 0/21 MC NE GE	●	40	200	0,5 - 1,0 mm²	**2905010000**
SFC-DS 0/30 MC NE WS	○	30	150	0,5 - 1,0 mm²	**2904990000**
SFC-DS 0/30 MC NE GE	●	30	150	0,5 - 1,0 mm²	**2905020000**
SFC-DS 1/12 MC NE WS	○	40	200	0,75 - 2,5 mm²	**2905030000**
SFC-DS 1/12 MC NE GE	●	40	200	0,75 - 2,5 mm²	**2905060000**
SFC-DS 1/21 MC NE WS	○	40	200	0,75 - 2,5 mm²	**2905040000**
SFC-DS 1/21 MC NE GE	●	40	200	0,75 - 2,5 mm²	**2905070000**
SFC-DS 1/30 MC NE WS	○	30	150	0,75 - 2,5 mm²	**2905050000**
SFC-DS 1/30 MC NE GE	●	30	150	0,75 - 2,5 mm²	**2905080000**
SFC-DS 2/12 MC NE WS	○	32	160	2,5 - 4 mm²	**2905090000**
SFC-DS 2/12 MC NE GE	●	32	160	2,5 - 4 mm²	**2905120000**
SFC-DS 2/21 MC NE WS	○	32	160	2,5 - 4 mm²	**2905100000**
SFC-DS 2/21 MC NE GE	●	32	160	2,5 - 4 mm²	**2905130000**
SFC-DS 2/30 MC NE WS	○	24	120	2,5 - 4 mm²	**2905110000**
SFC-DS 2/30 MC NE GE	●	24	120	2,5 - 4 mm²	**2905140000**
SFC-DS 3/12 MC NE WS	○	24	120	4 - 10 mm²	**2905150000**
SFC-DS 3/12 MC NE GE	●	24	120	4 - 10 mm²	**2905180000**
SFC-DS 3/21 MC NE WS	○	24	120	4 - 10 mm²	**2905160000**
SFC-DS 3/21 MC NE GE	●	24	120	4 - 10 mm²	**2905190000**
SFC-DS 3/30 MC NE WS	○	18	90	4 - 10 mm²	**2905170000**
SFC-DS 3/30 MC NE GE	●	18	90	4 - 10 mm²	**2905200000**





ELS

Tags for cable marker WKM or group marker SchT 5/SchT 5S and EM 8/30

Type	Colour	Marker per card	Qty.	Application	Order No.
ELS 6/30 MC NE WS	○	16	80	WKM 8/30; EM 8/30	**1045570000**
ELS 6/30 MC NE GE	●	16	80	WKM 8/30; EM 8/31	**1045580000**
ELS 7/40 MC NE WS	○	8	40	SchT 5S	**1045640000**
ELS 7/40 MC NE GE	●	8	40	SchT 5S	**1045650000**
ELS 16/40 MC NE WS	○	8	40	WKM 18/43; SchT 5	**1045620000**
ELS 16/40 MC NE GE	●	8	40	WKM 18/43; SchT 5	**1045630000**



Device markers

Corresponding markers made for every manufactures



ESG

For devices of different manufactures

Type	Colour	Marker per card	Qty.	Application	Order-No.
ESG X20 MC NE WS	○	224	1120	Bernecker + Rainer X20 Modul	**1001140001**
ESG X20 MC NE BL	●	224	1120	Bernecker + Rainer X20 Modul	**1001150001**
ESG X20 MC NE OR	●	224	1120	Bernecker + Rainer X20 Modul	**1001160001**
ESG X20 MC NE RT	●	224	1120	Bernecker + Rainer X20 Modul	**1001170001**
ESG X20 10/7 MC NE WS	○	48	240	Bernecker + Rainer X20 Modul	**1026550000**
ESG X20 10/7 MC NE BL	●	48	240	Bernecker + Rainer X20 Modul	**1026560000**
ESG X20 10/7 MC NE OR	●	48	240	Bernecker + Rainer X20 Modul	**1026580000**
ESG X20 10/7 MC NE RT	●	48	240	Bernecker + Rainer X20 Modul	**1026570000**
ESG 5/10 MC NE WS	○	80	400	Turck; Beckhoff; Escha SAI-distributor	**1919940000**
ESG 6/15 K MC NE GE	●	40	200	Self-adhesive	**1880130000**
ESG 6/15 K MC NE WS	○	40	200	Self-adhesive	**1880100000**
ESG 6/15 RIDER MC NE WS	○	40	200	Riderserie SCM, SRC	**1881280000**
ESG 6/15 SDI MC NE WS	○	40	200	Weidmüller / Relay socket SDI	**2558340000**
ESG 6/15 SRC-I MC NE WS	○	40	200	Weidmüller / Relay socket SRC-I	**2558350000**
ESG 6/17 K MC NE GE	●	40	200	Self-adhesive	**1880110000**
ESG 6/17 K MC NE WS	○	40	200	Self-adhesive	**1880120000**
ESG 7/10 MC NE WS	○	40	200	Siemens / Simatic ET 200eco	**2569880000**
ESG 7/10 MC NE TU	●	40	200	Siemens / Simatic ET 200eco	**2569890000**
ESG 7/20 SIRIUS MC NE GE	●	40	200	Siemens Sirius 3R	**1736181687**
ESG 7/20 SIRIUS MC NE TK	●	40	200	Siemens Sirius 3R	**1736181696**
ESG 7/20 SIRIUS MC NE WS	○	40	200	Siemens Sirius 3R	**1736181044**
ESG 8/10 ASI MC NE WS	○	40	200	Siemens AS-Interface	**1736190000**
ESG 8/11 MC NE WS	○	40	200	Beckhoff I/O; Wago I/O	**1897570000**
ESG 8/13.5/43.3 SAI AU	transparent	1	5	Weidmüller SAI Aktiv Universal/1 Matte= 24x8/13,5 & 2x8/43,3 marker	**1912130000**
ESG 8/17 MC NE WS	○	40	200	Télémecanique	**1674740000**
ESG 8/17 SCHS MC NE WS	○	40	200	Weidmüller SCHS2	**1720610000**
ESG 8/17 SYS PRO M WS	○	40	200	ABB-Stotz	**1755340000**
ESG 8/17 L MC NE WS	○	40	200	Lumberg	**1890470000**
ESG 8/19 MC NE WS	○	40	200	AEG SQUARE D	**1652220000**
ESG 8/20 K MC NE WS	○	40	200	Weidmüller / u-remote IP67 PROFIBUS, PROFINET	**2558360000**
ESG-M 8/20 MC NE WS	○	40	200	Murr Cube67, MVK MP	**1027290000**
ESG 9/6 MC NE WS	○	40	200	Weidmüller SAI-A	**1888360000**
ESG 9/10 MC NE WS	○	40	200	Weidmüller SAI-A	**1775910000**
ESG 9/11 K MC NE WS	○	40	200	Self-adhesive	**1857440000**
ESG 9/17 K MC NE GE	●	40	200	Self-adhesive	**1753500000**
ESG 9/17 K MC NE WS	○	40	200	Self-adhesive	**1674760000**
ESG 9/17 K MC NE OR	●	40	200	Self-adhesive	**1490750000**

Type	Colour	Marker per card	Qty.	Application	Order-No.
ESG 9/17 MC NE WS	○	40	200	CLI TM sleeve	**1724760000**
ESG-M 9/17 MC NE WS	○	40	200	Murr MVP	**1027280000**
ESG 9/17.7 K MC NE WS	○	36	180	Circuit breaker; Self-adhesive	**2047430000**
ESG 9/20 L MC NE WS	○	40	200	Lumberg	**1890460000**
ESG 9/20 O.F MC NE WS	○	40	200	TMC sleeve	**1770500000**
ESG 9/20 MC NE GE	●	40	200	Weidmüller SAI; Siemens; Moeller	**1766160000**
ESG 9/20 MC NE WS	○	40	200	Weidmüller SAI; Siemens; Moeller	**1609940000**
ESG 9/20 UNI MC NE WS	○	40	200	Weidmüller; Siemens; Moeller; Murr SAI-distributor; Festo CPV/CPI	**1856720000**
ESG-F 9/20 MC NE WS	○	40	200	Festo CPV 18	**2556510000**
ESG 9/26 SCM ECO MC NE GE	●	16	80	Weidmüller SCM 4CO ECO	**1520990000**
ESG 9/26 SCM ECO MC NE GR	●	16	80	Weidmüller SCM 4CO ECO	**1521000000**
ESG 9/26 SCM ECO MC NE WS	○	16	80	Weidmüller SCM 4CO ECO	**1520980000**
ESG 9/26 SCM-I MC NE WS	○	16	80	Weidmüller / Relay socket SCM-I	**2558330000**
ESG 10/17 MC NE WS	○	40	200	Allen Bradley 100-C; Festo MT	**1856700000**
ESG 15/10 MC NE WS	○	32	160	Siemens ET 200 SP	**2047360000**



DMC

SL equipment identification via wire and cables

Type	Colour	Marker per card	Qty.	Application	Order No.
DMC 12/27 MC NE WS	○	10	50	Universal device marker	**1016030000**
DMC 12/27 MC NE GE	●	10	50	Universal device marker	**1018190000**



SwitchMark SM

For control and signalling equipment

Type	Colour	Marker per card	Qty.	Application	Order No.
SM 27/8 MC NE WS	○	16	80	SwitchMark-holder	**1699820000**
SM 27/8 K MC NE WS	○	16	80	Self-adhesive	**1812630000**
SM 27/8 MC NE SI	●	16	80	SwitchMark-holder	**1713680000**
SM 27/8 K MC NE SI	●	16	80	Self-adhesive	**1771930000**
SM 27/8 MC NE GR	●	16	80	SwitchMark-holder	**1079470000**
SM 27/8 K MC NE GR	●	16	80	Self-adhesive	**1079480000**
SM 27/8 MC NE GE	●	16	80	SwitchMark-holder	**1131870000**
SM 27/8 K MC NE GE	●	16	80	Self-adhesive	**1131820000**
SM 27/12.5 MC NE WS	○	16	80	SwitchMark-holder	**1699840000**
SM 27/12.5 K MC WS NE	○	16	80	Self-adhesive	**1699880000**
SM 27/12.5 MC NE SI	●	16	80	SwitchMark-holder	**1713700000**
SM 27/12.5 K MC NE SI	●	16	80	Self-adhesive	**1713720000**
SM 27/12.5 MC NE GR	●	16	80	SwitchMark-holder	**1079490000**
SM 27/12.5 K MC NE GR	●	16	80	Self-adhesive	**1027830000**
SM 27/12.5 MC NE GE	●	16	80	SwitchMark-holder	**1131860000**
SM 27/8 K MC NE GE	●	16	80	Self-adhesive	**1131820000**
SM 27/18 MC NE WS	○	16	80	SwitchMark-holder	**1699860000**
SM 27/18 K MC NE WS	○	16	80	Self-adhesive	**1707270000**
SM 27/18 MC NE SI	●	16	80	SwitchMark-holder	**1713740000**
SM 27/18 K MC NE SI	●	16	80	Self-adhesive	**1713760000**
SM 27/18 MC NE GR	●	16	80	SwitchMark-holder	**1014640000**
SM 27/18 K MC NE GR	●	16	80	Self-adhesive	**1073340000**



Type	Colour	Marker per card	Qty.	Application	Order No.
SM 27/18 MC NE GE	●	16	80	SwitchMark-holder	**1131850000**
SM 27/18 K MC NE GE	●	16	80	Self-adhesive	**1915340000**
SM 27/18 K MC NE RT	●	16	80	Self-adhesive	**1906120000**
SM 27/18 MC NE RT	●	16	80	SwitchMark-holder	**1906110000**
SM 27/27 MC NE WS	○	12	60	SwitchMark-holder	**1773220000**
SM 27/27 K MC NE WS	○	12	60	Self-adhesive	**1783000000**
SM 27/27 MC NE SI	●	12	60	SwitchMark-holder	**1773230000**
SM 27/27 K MC NE SI	●	12	60	Self-adhesive	**1782990000**
SM 27/27 MC NE GR	●	12	60	SwitchMark-holder	**1079510000**
SM 27/27 K MC NE GR	●	12	60	Self-adhesive	**1079520000**
SM 27/27 MC NE GE	●	12	60	SwitchMark-holder	**1131840000**
SM 27/27 K MC NE GE	●	12	60	Self-adhesive	**1131800000**
SM 22/22 K MC NE WS	○	16	80	Self-adhesive; Siemens	**1877570000**
SM 22/22 K MC NE SI	●	16	80	Self-adhesive; Siemens	**1877590000**
SM 22/22 K MC NE GR	●	16	80	Self-adhesive; Siemens	**1014650000**
SM 22/22 K MC NE GE	●	16	80	Self-adhesive; Siemens	**1131830000**
SM 18/9.5 K MC NE WS	○	40	200	Self-adhesive; Siemens 3SB	**1248580000**
SM 18/9.5 K MC NE GE	●	40	200	Self-adhesive; Siemens 3SB	**1248590000**
SM 18/9.5 K MC NE GR	●	40	200	Self-adhesive; Siemens 3SB	**1248610000**
SM 19/42 K MC NE WS	○	8	40	Self-adhesive; ABB	**1248620000**
SM 19/42 K MC NE GE	●	8	40	Self-adhesive; ABB	**1248630000**
SM 19/42 K MC NE GR	●	8	40	Self-adhesive; ABB	**1248640000**
SM 37.5/17 MC NE WS	○	8	40	CEAG HolderØ 30 mm, TypeZUB 20	**1336710000**
SM 37.5/17 MC NE GR	●	8	40	CEAG Holder Ø 30 mm, TypeZUB 20	**1336720000**
SM 35/18 K MC NE WS	○	8	40	BARTEC Holder, incl. adhesive tape Ø 30 mm	**1336690000**
SM 35/18 K MC NE GR	●	8	40	BARTEC Holder, incl. adhesive tape Ø 30 mm	**1336700000**
SM 27/18-22 K MC NE WS	○	8	40	Self-adhesive	**1428170000**
SM 27/18-22 K MC NE GR	●	8	40	Self-adhesive	**1428180000**
SM 36/18-30 K MC NE WS	○	4	20	Self-adhesive	**1428190000**
SM 36/18-30 K MC NE GR	●	4	20	Self-adhesive	**1428200000**
SM 42/42-30 K MC NE WS	○	4	20	Telemecanique; Schneider Electric TypeK1/K2 Cam switch K1/K2	**1323530000**
SM 42/42-30 K MC NE GE	●	4	20	Telemecanique; Schneider Electric TypeK1/K2 Cam switch K1/K2	**1323540000**
SM 42/42-30 K MC NE GR	●	4	20	Telemecanique; Schneider Electric TypeK1/K2 Cam switch K1/K2	**1323550000**
SM 44/44-21 MC NE WS	○	4	20	ABB ON/OL40, Cam switch	**1323570000**
SM 44/44-21 MC NE GE	●	4	20	ABB ON/OL40, Cam switch	**1323580000**
SM 44/44-21 MC NE GR	●	4	20	ABB ON/OL40, Cam switch	**1323600000**
SM 45/45-24 MC NE WS	○	4	20	Eaton Moeller TypeTO, Cam switch	**1248650000**
SM 45/45-24 MC NE GE	●	4	20	Eaton Moeller TypeTO, Cam switch	**1248660000**
SM 45/45-24 MC NE GR	●	4	20	Eaton Moeller TypeTO, Cam switch	**1248670000**
SM 46/46-30 MC NE WS	○	4	20	Kraus&Naimer TypeSO, Cam switch	**1323500000**
SM 46/46-30 MC NE GE	●	4	20	Kraus&Naimer TypeSO, Cam switch	**1323510000**
SM 46/46-30 MC NE GR	●	4	20	Kraus&Naimer TypeSO, Cam switch	**1323520000**
SM DIA 60-22 MC NE GE	●	2	10	Siemens 3 SB; Schneider Electric XB5Eaton Moeller M22-PV; ø 60 – 22	**1323750000**



ClipCard CC

Identification of electrical installations and switchgear

Type	Colour	Marker per card	Qty.	Application	Order No.
CC 15/17 MC NE WS	○	16	80	Holder CC-H 15/17; Rail	**1876570000**
CC 15/17 MC NE SI	●	16	80	Holder CC-H 15/17; Rail	**1876610000**
CC 15/17 MC NE GR	●	16	80	Holder CC-H 15/17; Rail	**1079530000**
CC 15/17 MC NE GE	●	16	80	Holder CC-H 15/17; Rail	**1131930000**
CC 15/17 K MC NE WS	○	16	80	Self-adhesive	**1876590000**
CC 15/17 K MC NE SI	●	16	80	Self-adhesive	**1876580000**
CC 15/17 K MC NE GR	●	16	80	Self-adhesive	**1079540000**
CC 15/17 K MC NE GE	●	16	80	Self-adhesive	**1131920000**

Type	Colour	Marker per card	Qty.	Application	Order No.
CC 15/27 MC NE WS	○	16	80	Holder CC-H 15/27; Rail	**1876770000**
CC 15/27 MC NE SI	●	16	80	Holder CC-H 15/27; Rail	**1876760000**
CC 15/27 MC NE GR	●	16	80	Holder CC-H 15/27; Rail	**1079550000**
CC 15/27 MC NE GE	●	16	80	Holder CC-H 15/27; Rail	**1131940000**
CC 15/27 K MC NE WS	○	16	80	Self-adhesive	**1876640000**
CC 15/27 K MC NE SI	●	16	80	Self-adhesive	**1876780000**
CC 15/27 K MC NE GR	●	16	80	Self-adhesive	**1079560000**
CC 15/27 K MC NE GE	●	16	80	Self-adhesive	**1131910000**
CC 15/45 MC NE WS	○	8	40	Rail CC-Rail	**1111210000**
CC 15/45 MC NE GE	●	8	40	Rail CC-Rail	**1111230000**
CC 15/45 MC NE GR	●	8	40	Rail CC-Rail	**1111240000**
CC 15/45 K MC NE WS	○	8	40	Self-adhesivee	**1111250000**
CC 15/45 K MC NE GE	●	8	40	Self-adhesive	**1111260000**
CC 15/45 K MC NE GR	●	8	40	Self-adhesive	**1111270000**
CC 15/49 MC NE WS	○	8	40	Holder CC-H 15/49; Rail	**1877260000**
CC 15/49 MC NE SI	●	8	40	Holder CC-H 15/49; Rail	**1877240000**
CC 15/49 MC NE GR	●	8	40	Holder CC-H 15/49; Rail	**1079570000**
CC 15/49 MC NE GE	●	8	40	Holder CC-H 15/49; Rail	**1076970000**
CC 15/49 K MC NE WS	○	8	40	Self-adhesive	**1877220000**
CC 15/49 K MC NE SI	●	8	40	Self-adhesive	**1877270000**
CC 15/49 K MC NE GR	●	8	40	Self-adhesive	**1079580000**
CC 15/49 K MC NE GE	●	8	40	Self-adhesive	**1131970000**
CC 15/60 MC NE WS	○	8	40	Holder CC-H 15/60; Rail	**1877350000**
CC 15/60 MC NE SI	●	8	40	Holder CC-H 15/60; Rail	**1877340000**
CC 15/60 MC NE GR	●	8	40	Holder CC-H 15/60; Rail	**1072640000**
CC 15/60 MC NE GE	●	8	40	Holder CC-H 15/60; Rail	**1131960000**
CC 15/60 K MC NE WS	○	8	40	Self-adhesive	**1877310000**
CC 15/60 K MC NE SI	●	8	40	Self-adhesive	**1877360000**
CC 15/60 K MC NE GR	●	8	40	Self-adhesive	**1072650000**
CC 15/60 K MC NE GE	●	8	40	Self-adhesive	**1131890000**
CC 15/60 04MM MC NE WS	○	8	40	with hole (4x)	**1057580000**
CC 15/60 04MM MC NE SI	●	8	40	with hole (4x)	**1059990000**
CC 15/60 04MM MC NE GE	●	8	40	with hole (4x)	**1131880000**
CC 30/60 MC NE WS	○	6	30	Holder CC-H 30/60	**1934420000**
CC 30/60 MC NE SI	●	6	30	Holder CC-H 30/60	**1934400000**
CC 30/60 MC NE GR	●	6	30	Holder CC-H 30/60	**1072670000**
CC 30/60 MC NE GE	●	6	30	Holder CC-H 30/60	**1009320000**
CC 30/60 MC NE GN	●	6	30	Holder CC-H 30/60	**1488370000**
CC 30/60 K MC NE WS	○	6	30	Self-adhesive	**1934390000**
CC 30/60 K MC NE SI	●	6	30	Self-adhesive	**1934330000**
CC 30/60 K MC NE GE	●	6	30	Self-adhesive	**1078320000**
CC 30/60 K MC NE GR	●	6	30	Self-adhesive	**1072680000**
CC 30/60 K MC NE RT	●	6	30	Self-adhesive	**1085430000**
CC 30/60 04MM MC NE WS	○	6	30	with hole (4x)	**1083150000**
CC 30/60 04MM MC NE GR	●	6	30	with hole (4x)	**1083170000**
CC 30/60 04MM MC NE GE	●	6	30	with hole (4x)	**1083160000**
CC 85/27 MC NE GE	●	4	20	Holder CC-H 85/27	**1520940000**
CC 85/27 MC NE GR	●	4	20	Holder CC-H 85/27	**1520970000**
CC 85/27 MC NE WS	○	4	20	Holder CC-H 85/27	**1520930000**
CC 85/27 K MC NE GE	●	4	20	Self-adhesive	**1526120000**
CC 85/27 K MC NE GR	●	4	20	Self-adhesive	**1526130000**
CC 85/27 K MC NE WS	○	4	20	Self-adhesive	**1526100000**
CC 85/54 MC NE WS	○	2	10	Holder CC-H 85/54	**1138400000**
CC 85/54 MC NE GR	●	2	10	Holder CC-H 85/54	**1138420000**
CC 85/54 MC NE GE	●	2	10	Holder CC-H 85/54	**1138410000**
CC 85/54 K MC NE WS	○	2	10	Self-adhesive	**1138430000**
CC 85/54 K MC NE GR	●	2	10	Self-adhesive	**1138450000**
CC 85/54 K MC NE GE	●	2	10	Self-adhesive	**1138440000**
CC 85/54 04MM MC NE WS	○	2	10	with hole (4x)	**1248480000**
CC 85/54 04MM MC NE GE	●	2	10	with hole (4x)	**1248490000**
CC 85/54 04MM MC NE GR	●	2	10	with hole (4x)	**1248510000**
CC DIA 30/4.2 MC NE WS	○	12	60	ø 30 mm; 4.2 mm hole	**1248520000**
CC DIA 30/4.2 MC NE GE	●	12	60	ø 30 mm; 4.2 mm hole	**1248530000**
CC DIA 30/4.2 MC NE GR	●	12	60	ø 30 mm; 4.2 mm hole	**1248540000**
CC DIA 30/3.5 MC NE WS	○	12	60	ø 30 mm; 3.5 mm hole	**1266120000**
CC DIA 30/3.5 MC NE GR	●	12	60	ø 30 mm; 3.5 mm hole	**1266140000**
CC DIA 30/3.5 MC NE GE	●	12	60	ø 30 mm; 3.5 mm hole	**1266130000**
CC DIA 30/3.5 MC NE RT	●	12	60	ø 30 mm; 3.5 mm hole	**1434110000**
CC DIA 30 K MC NE WS	○	12	60	ø 30 mm; Self-adhesive	**2047380000**
CC DIA 30 K MC NE GE	●	12	60	ø 30 mm; Self-adhesive	**2047390000**
CC DIA 30 K MC NE GR	●	12	60	ø 30 mm; Self-adhesive	**2047400000**















Weidmüller – Your partner in Industrial Connectivity

As experienced experts we support our customers and partners around the world with products, solutions and services in the industrial environment of power, signal and data. We are at home in their industries and markets and know the technological challenges of tomorrow. We are therefore continuously developing innovative, sustainable and useful solutions for their individual needs. Together we set standards in Industrial Connectivity.

We cannot guarantee that there are no mistakes in the publications or software provided by us to the customer for the purpose of making orders. We try our best to quickly correct errors in our printed media. All orders are based on our general terms of delivery, which can be reviewed on the websites of our group companies where you place your order. On demand we can also send the general terms of delivery to you.

Made in Germany

Weidmüller Interface GmbH & Co. KG
Klingenbergstraße 26
32758 Detmold, Germany
T +49 5231 14-0
F +49 5231 14-292083
www.weidmueller.com

Personal support can
be found on our website:
www.weidmueller.com/contact

Order number: 3194240000/01/2026/TCWM