

Option 1 – Feed-through of cable and shield (braided or foil)

// Expose shield approximately 7/16" (10 mm)
// Insert cable into fitting until the shield reaches the contact position
// Tighten dome nut



Option 2 – Feed-through of shield (braided or foil)

// Remove cable jacket to expose the shield as required
// Insert cable into fitting until the shield reaches the contact position
// Tighten dome nut



Option 3 – Termination of the braided shield in the fitting

// Strip cable jacket and braided shield to different lengths
// For small diameter cables fold the braided shield back over the cable jacket
// Insert cable into fitting until the shield reaches the contact position
// Tighten dome nut