Spacing isolator

Type DB/P



Made of Polyglas-polyester material, reinforced with fiberglass, colour red, self-extinguishing.

The isolators of type DB are unbreakable and have excellent electrical and mechanical characteristics and can be used under extreme working conditions such as high room temperatures, also when in contact with corrosive substances, vibrations, etc.

The hexagon, arranged middle layer with two facing sides, facilitates the connection and locking in place the isolator.

Upon request, the isolators can be supplied as follows:
- The isolator can be equipped with a thread which is not standard
- The isolator can be supplied with one or two threaded bolts „GB“

Operating temperature: -40 °C up to +130 °C
Fire resistance class: UL94-V0

Isolator without threaded bolt (Art.no. XXXXX; e.g. 90015):

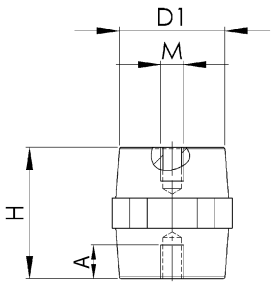

Isolator with one threaded bolt (Art.no. XXXXX-1; e.g. 90015-1):

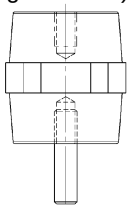

Isolator with two threaded bolts (Art.no. XXXXX-2; e.g. 90015-2):

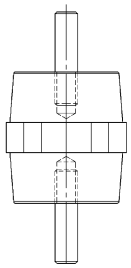

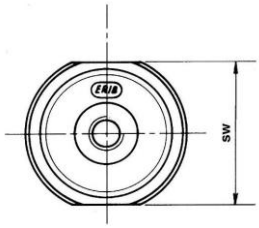

Art.-no.	Type	H [mm]	sw* [mm]	D1 [mm]	U_M [mm]	M	A [mm]	Colour	Packaging unit [pcs.]
90015	DB/P 12	12	11	10	220	M3	3	black	100
90018	DB/P 12	12	11	10	220	M4	3	red	100
90022	DB/P 16	16	14	13	380	M4	4	red	100
90025	DB/P 20	20	17	15	500	M4	6	red	100
90026	DB/P 20	20	17	15	500	M6	6	red	100
90028	DB/P 25	25	19	15	600	M6	7	black	250
90029	DB/P 25	25	19	15	600	M5	7	red	250
90030	DB/P 25	25	19	15	600	M6	7	red	250
90033	DB/P 30	30	30	26	600	M6	8	red	80
90034	DB/P 30	30	30	26	600	M8	7	red	80
90035	DB/P 34	35	32	28	1000	M6	9	red	64
90036	DB/P 34	35	32	28	1000	M8	10	red	64
90037	DB/P 34	35	32	28	1000	M10	10	red	64
90038	DB/P 35	35	41	35	1000	M6	9	red	36
90039	DB/P 35	35	41	35	1000	M8	9	red	36
90040	DB/P 35	35	41	35	1000	M10	10	red	36
90438	DB/P 40	40	40	30	1000	M8	11	red	100
90439	DB/P 40	40	40	30	1000	M10	12	red	100
90440	DB/P 40	40	40	30	1000	M12	10	red	100
90041	DB/P 45	45	41	35	1500	M6	12	red	27
90042	DB/P 45	45	41	35	1500	M8	12	red	27
90043	DB/P 45	45	41	35	1500	M10	12	red	27
90044	DB/P 45	45	41	35	1500	M12	12	red	27
90046	DB/P 50	50	36	29	2000	M8	12	red	36
90047	DB/P 50	50	36	29	2000	M10	12	red	36
90048	DB/P 50	50	36	29	2000	M12	13	red	36
90441	DB/P 60	60	55	40	2000	M8	20	red	25
90442	DB/P 60	60	55	40	2000	M10	21	red	25
90443	DB/P 60	60	55	40	2000	M12	20	red	25
90050	DB/P 65	63.5	41	35	3000	M8	17	red	22
90051	DB/P 65	63.5	41	35	3000	M10	19	red	22
90052	DB/P 65	63.5	41	35	3000	M12	19	red	22
90053	DB/P 75	76	50	36	5000	M8	19	red	12
90054	DB/P 75	76	50	36	5000	M10	19	red	12
90055	DB/P 75	76	50	36	5000	M12	19	red	12
90057	DB/P 750	75	65	52	5000	M12	18	red	8
90058	DB/P 750	75	65	52	5000	M16	23	red	8

* sw = wrench width

MBS AG

Eisbachstraße 51 · 74429 Sulzbach-Laufen
Germany

Telefon: +49 7976 9851-0 · Telefax: +49 7976 9851-90
E-Mail: info@mbs-ag.com · Web: www.mbs-ag.com

Type	Thread	Ripple current resistance [kV]	Discharge voltage [kV]	Max. tensile load [kN]	Max. bending load [kN]	Max. compression load [kN]	Max. starting torque [Nm]
DB/P 16	M4	3	8	1	0.5	5	2.8
DB/P 20	M4	4	15	1.5	0.6	6	2.8
DB/P 20	M6	4	15	1.5	0.6	6	8.9
DB/P 25	M5	7	20	3	1.8	21	5.1
DB/P 25	M6	7	20	3	1.8	21	8.9
DB/P 30	M6	8	23	5	2.5	44	8.9
DB/P 30	M8	8	23	5	2.5	44	21.5
DB/P 34	M6	10	30	8	4.5	65	8.9
DB/P 34	M8	10	30	8	4.5	65	21.5
DB/P 34	M10	10	30	8	4.5	65	43.0
DB/P 35	M6	10	30	11	8	80	8.9
DB/P 35	M8	10	30	11	8	80	21.5
DB/P 45	M6	12	40	12	8	80	8.9
DB/P 45	M8	12	40	12	8	80	21.5
DB/P 45	M10	12	40	12	8	80	43.0
DB/P 45	M12	12	40	12	8	80	85.0
DB/P 50	M8	12	40	8.5	4.5	68	21.5
DB/P 50	M10	12	40	8.5	4.5	68	43.0
DB/P 50	M12	12	40	8.5	4.5	68	85.0
DB/P 65	M8	15	40	15	7	83	21.5
DB/P 65	M10	15	40	15	7	83	43.0
DB/P 65	M12	15	40	15	7	83	85.0
DB/P 75	M8	25	50	23	9	100	21.5
DB/P 75	M10	25	50	23	9	100	43.0
DB/P 75	M12	25	50	23	9	100	85.0
DB/P 750	M12	25	50	28	15	150	85.0
DB/P 750	M16	25	50	28	15	150	180.4

The spacing isolator type DB/P has been tested for isolating material (discharge voltage, discharge strength and arking) according to the regulations covering VDE 0303-21 03/1999 / DIN EN 60243-1 03/1999.
Appraisal of the discharge voltage or arking between two unequal electrodes (diameter 25 mm or 75 mm).
The test was made for the norm climate 23/50, ambient temperature (23 ±2) °C and (50 ±5) % relative humidity.

MBS AG

Eisbachstraße 51 · 74429 Sulzbach-Laufen
Germany

Telefon: +49 7976 9851-0 · Telefax: +49 7976 9851-90
E-Mail: info@mbs-ag.com · Web: www.mbs-ag.com

Short-circuiting resistance of the isolators Type DB/P

SHORT-CIRCUITING RESISTANCE / ISOLATOR DISTANCE - Tab. 1

Isolator Type: DB 35/P to DB 75/P - M8/M10/M12
Bus bar system Cu 1 x 60 mm x 10 mm / Distance between phases = 185 mm

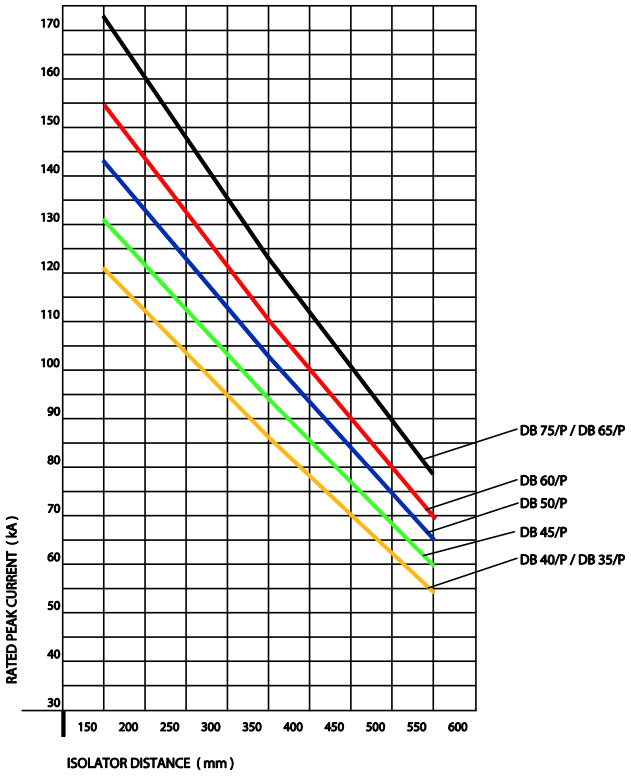

SHORT-CIRCUITING RESISTANCE / ISOLATOR DISTANCE - Tab. 2

Isolator Type: DB 35/P to DB 75/P - M8/M10/M12
Bus bar system Cu 1 x 80 mm x 10 mm / Distance between phases = 185 mm

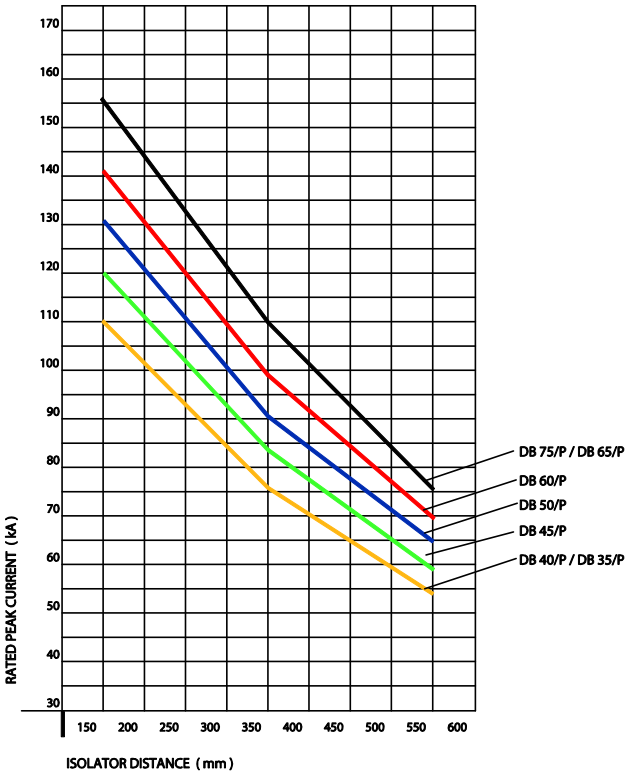

SHORT-CIRCUITING RESISTANCE / ISOLATOR DISTANCE - Tab. 3

Isolator Type: DB 35/P to DB 75/P - M8/M10/M12
Bus bar system Cu 1 x 30 mm x 10 mm / Distance between phases = 100 mm

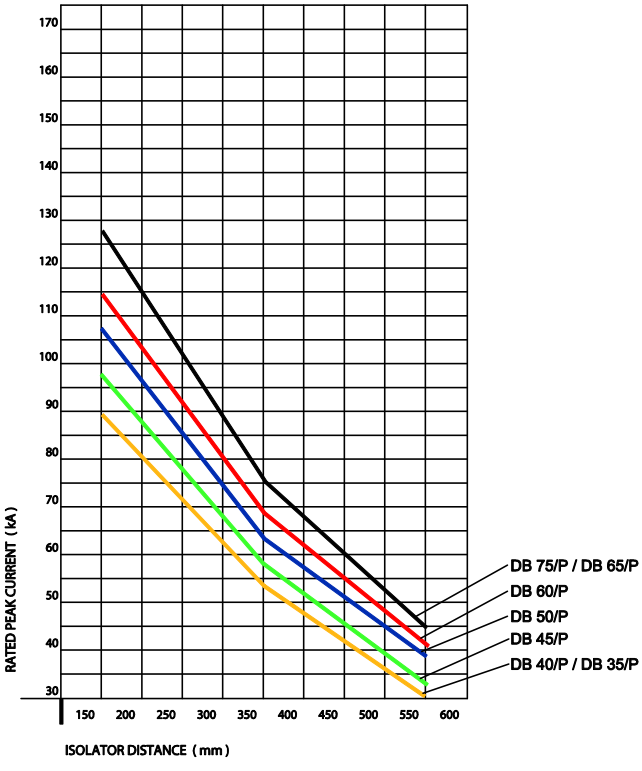

SHORT-CIRCUITING RESISTANCE / ISOLATOR DISTANCE - Tab. 4

Isolator Type: DB 35/P to DB 75/P - M8/M10/M12
Bus bar system Cu 1 x 40 mm x 10 mm / Distance between phases = 60 mm

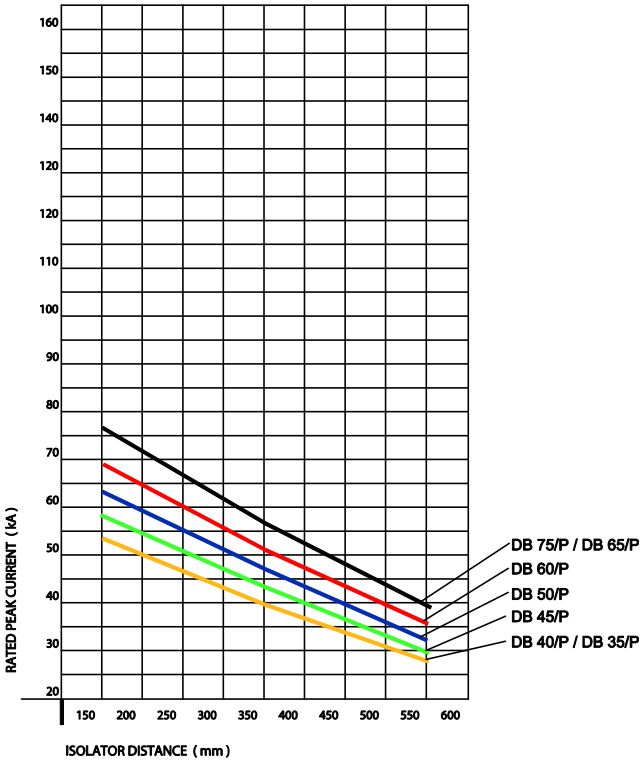

MBS AG

Eisbachstraße 51 · 74429 Sulzbach-Laufen
Germany

Telefon: +49 7976 9851-0 · Telefax: +49 7976 9851-90
E-Mail: info@mbs-ag.com · Web: www.mbs-ag.com