OUNEVA
OUNEVA GROUP

INSTALLATION GUIDE

29.8.2023

Product data

Product code	Product name	$I_{n\,Al}$	$I_{n\,Cu}$	U_n	US specific		
					$I_{max\,Al}$	$I_{max\,Cu}$	U_{max}
VC05-0243	OTL PEN-connector 2xAl/Cu 1,5-50mm² (Ye/Gr/Blue)	290 A	320 A	1000 V AC / 1500 V DC	-	-	-

Installation

Certification and approval



CE RoHS

DIN-rail mounting



DIN-rail mounting
Set the connector on DIN-rail.
Push until connector locks down.

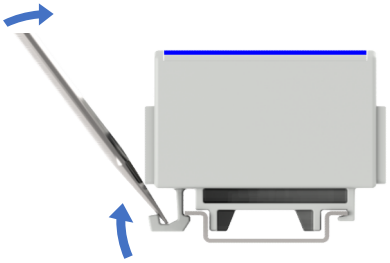

Removing from DIN-rail
Release the plastic snap with a screwdriver. Lift the connector.

Connection

Screw		
	Screw	**M10**
	SW	**5**



Tightening torque **M**	
1,5-2,5 mm²	**1,5 Nm**
4-10 mm²	**5 Nm**
16-50 mm²	**10 Nm**

Conductor range	
	2xAl/Cu 1,5-50 mm²

Stripping length **L** **15 mm**



Copper conductors

Max. 3 X CU / Conductor contact space



≤ 50 mm² total

Aluminium conductors

1 X AL / Conductor contact space



Anti-corrosion paste: e.g. Penetrox

Supported IEC 60228 -conductors



Class 5 & 6 (fine stranded) Using ferrule is recommended

Class 1 & 2 (solid and stranded)

Sector shaped cable



Pre-round the cable

Conductor installation

Support connector during tightening the screws. Connector must be installed so that conductors are relieved from strain.

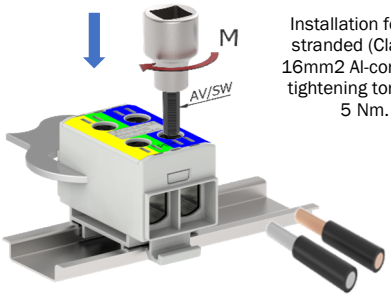

Installation for one stranded (Class 1) 16mm2 Al-conductor tightening torque is 5 Nm.

Marking

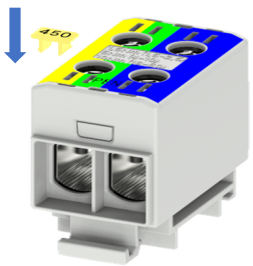

5 mm width (Eg. Partex TX)

Attention!



Each protective or neutral conductor must have their own conductor space. SFS 6000:2007 clause 810.7

Cross section and max. number of Cu- conductors / space (Al- conductors in parenthesis)

1,5 mm²	2,5 mm²	6 mm²	10 mm²	16 mm²	25 mm²	35 mm²	50 mm²
3 (1)	**3 (1)**	**3 (1)**	**3 (1)**	**3 (1)**	**2 (1)**	**1 (1)**	**1 (1)**

The specified max. amount of conductors refers only to industrially installed terminals.

70 mm²	95 mm²	120 mm²	150 mm²	185 mm²	240 mm²	300 mm²	400 mm²
-	-	-	-	-	-	-	-

Ouneva Oy
Teollisuustie 21
FI-82730 Tuupovaara, Finland
Tel. +358 400 179 750
info@ouneva.fi
www.ounevagroup.fi
www.ounevaproducts.fi