SCHMERSAL
THE DNA OF SAFETY

BN80-10Z



- **Long life**
- **Flat design**
- **1 Reed contakts**
- **44 mm x 13 mm x 9 mm**
- **Non-contact principle**
- **Thermoplastic enclosure**
- **Actuating surface marked by protrusion**
- **Actuating distance up to 60 mm depending on actuating magnet and version**

Data

Ordering data

Product type description	BN 80-10Z
Article number (order number)	101055844
EAN (European Article Number)	4030661010021
eCl@ss number, Version 9.0	27-27-01-05

General data

Product name	BN 80
Active principle	Magnetic drive
Housing construction form	Block
Enclosure material	Glass-fibre, reinforced thermoplastic
Active area	Plastic
Gross weight	25 g

General data - Features

Number of shutters	1

Mechanical data

Actuating panels	lateral
Active area	lateral
Actuating element	Magnet
Mechanical life, minimum	1,000,000,000 Operations
Switch distance S_n	0 mm … 32 mm BP 8 = 3 … 8 mm BP 10 = 6 … 12 mm 2 x BP 10 = 12 … 20 mm BP 15 = 8 … 14 mm 2 x BP 15 = 12 … 22 mm 2 x BP 34 = 12 … 26 mm BP 20 = 12 … 24 mm BP 31 = 12 … 24 mm BP 11 = 22 … 28 mm BP 12 = 24 … 32 mm
Notice (Switch distance	Actuating distance up to 32 mm depending on version and actuating magnet

Sn)

Mechanical data - Connection technique

Terminal Connector	Cable
Length of cable	1 m
Wire cross-section	0.3 mm^2
Wire cross-section	23 AWG
Material of the Cable mantle	PVC

Mechanical data - Dimensions

Height of sensor	13 mm
Length of sensor	9 mm
Width of sensor	44 mm

Ambient conditions

Protection class	IP67
Ambient temperature, minimum	-25 °C
Ambient temperature, maximum	+75 °C
Restistance to shock	15 g, on sine wave oscillation
Resistant to vibration	15 g, on sine wave oscillation

Electrical data

Voltage type	AC (alternating current) DC (direct current)
Switching voltage, maximum	250 VAC
Switching voltage, maximum	250 VDC
Switching current, maximum	0.5 A
Switching capacity, maximum	8 W
Switching capacity, maximum	10 VA
Switching element	Normally open contact (NO)
Bounce duration, maximum	0.5 ms

Electrical data - Digital Output

Versions	Reed contacts

Scope of delivery

Included in delivery	Actuators must be ordered separately.

Accessory

Recommendation (actuator)	BP 10 2x BP 10 BP 15 2x BP 15 BP 20 BP 31

BP 11
BP 12
BP 8
2 x BP 34

Notes

Note (General)	The opening and closing functions depend on the direction of actuation, the actuating magnets and the polarity of the actuating magnets.

Pictures

Product picture (catalogue individual photo)



ID: kbn80f01

| 102,7 kB | .jpg | 352.778 x 67.733 mm - 1000 x 192 Pixel - 72 dpi
| 8,3 kB | .png | 74.083 x 14.111 mm - 210 x 40 Pixel - 72 dpi

Dimensional drawing basic component

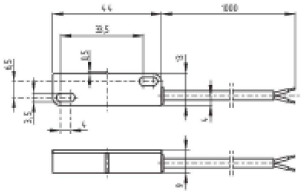

ID: 1bn80g01

| 64,5 kB | .cdr |
| 78,0 kB | .jpg | 352.778 x 244.475 mm - 1000 x 693 Pixel - 72 dpi
| 3,4 kB | .png | 74.083 x 51.153 mm - 210 x 145 Pixel - 72 dpi

Diagram

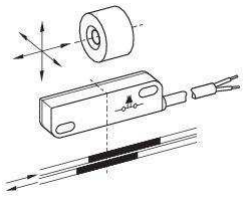

ID: 1bn80k03

| 21,1 kB | .cdr |
| 82,3 kB | .jpg | 352.778 x 243.769 mm - 1000 x 691 Pixel - 72 dpi

Characteristic curve

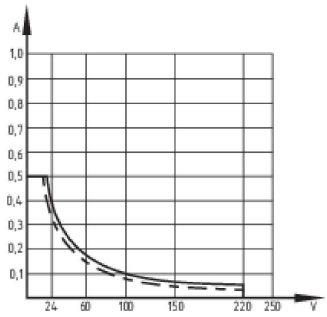

ID: kbn80d01

| 113,9 kB | .jpg | 352.778 x 340.783 mm - 1000 x 966 Pixel - 72 dpi
| 2,7 kB | .png | 74.083 x 71.614 mm - 210 x 203 Pixel - 72 dpi
| 35,8 kB | .cdr |

K.A. Schmersal GmbH & Co. KG, Möddinghofe 3, D-42279 Wuppertal
The details and data referred to have been carefully checked. Images may diverge from original. Further technical data can be found in the manual. Technical amendments and errors possible.
Generated on 432021-01-25T11:49:43+01:001101Europe/BerlinMon, 25 Jan 2021 11:49:43 +010043amMonday.25am31Europe/BerlinCET4901Europe/BerlinJanuary2021Mon, 25 Jan 2021 11:49:43 +010001am31