finder
RELAYING INNOVATION



70.51 | 70.51NFC

	70.51.0.240.x032
	U_N (24...240) V AC(50/60)Hz/DC U_{min} 19.2 V AC/DC U_{max} 264 V AC/DC
	P 2.5 VA / 0.53 W
	1 CO (SPDT) 10 A 250 V AC
	AC1 2500 VA AC15 (230 V AC) 500 VA (230 V AC) 0.5 kW DC1 (24/110/220) V (10/0.3/0.12) A
	(–20...+55)°C
	IP20

0.8 Nm

9mm
(1x4/2x2.5) mm² (1x12/2x14) AWG

9mm
(1x4/2x2.5) mm² (1x12/2x14) AWG



Utility Model - IB70512032VXX - 07/26 - Finder S.p.A. con unico socio - 10040 ALMESE (TO) - ITALY

1 70.51 | 70.51NFC

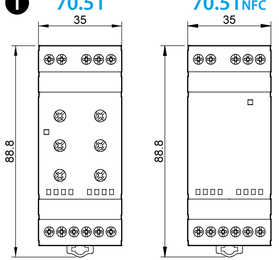

2

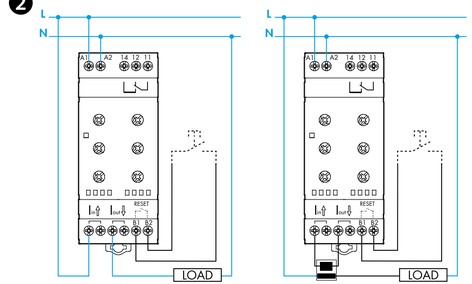

3 70.51 | 70.51NFC

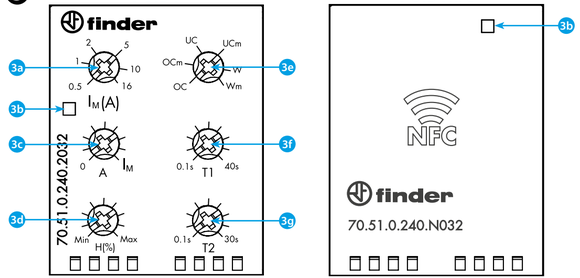

4

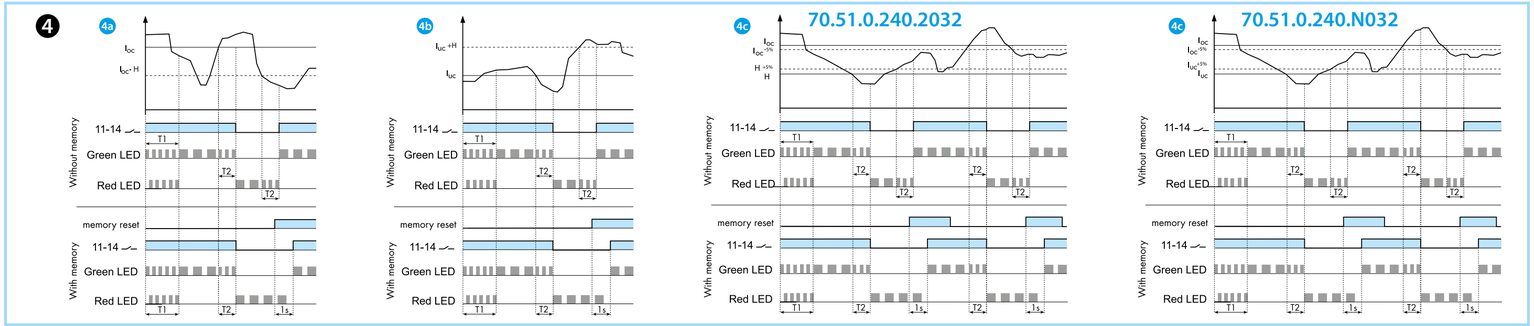

ENGLISH

SINGLE PHASE CURRENT MONITORING RELAY
70.51.0.240.2032 Standard Version
70.51.0.240.N032 NFC programming Version

1 OUTLINE DRAWING

2 WIRING DIAGRAM
11–14: output make contact
11–12: output break contact

3 FRONT VIEW (detail)
3a Detection level (0.5, 1, 2, 5, 10, 16) A
3b LED
3c Current set
3d Hysteresis adjustable 5...50% (1...99% Window mode)
3e Function selector
UC Undercurrent without memory 4a
UCm Undercurrent with memory 4a
OC Overcurrent without memory 4b
OCm Overcurrent with memory 4b
W Window Mode without memory 4c
Wm Window Mode with memory 4c
3f T1 Switch-on lock-out time 0.1...40s (Relay ignores "out of limit(s)" state)
3g T2 Switch-off delay 0.1...30s

4 FUNCTIONS
4a Overcurrent (OC and OCm functions)
4b Undercurrent (UC ad UCm functions)
4c Window mode (overcurrent+undercurrent, W and Wm functions)

NOTE
CT usable, set the detection level selector to the secondary CT current value (1A/ 5A).
Positive safety logic - Make output contact opens if the relay detects an error.

***RESET MEMORY**
To reset, It is necessary to switch the supply OFF and then ON again (U OFF U ON) or push a NO button on the RESET terminals.

finder