finder
RELAYING INNOVATION



70.11

	70.11.8.230.2022
	U_N (220...240) V AC (50/60 Hz) U_{min} 130 V AC U_{max} 280 V AC
	P 2.6 VA / 0.8 W
	1 CO (SPDT) 10 A 250 V AC
	AC1 2500 VA AC15 (230 V AC) 750 VA (M) (230 V AC) 0.5 kW DC1 (24/110/220) V (10/0.3/0.12) A
	(–20...+60)°C
	IP20

1

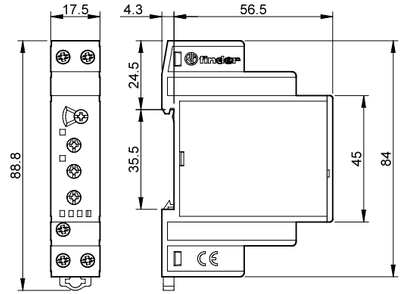

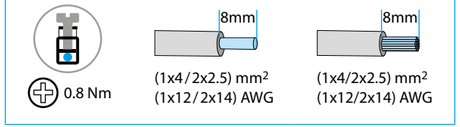

2

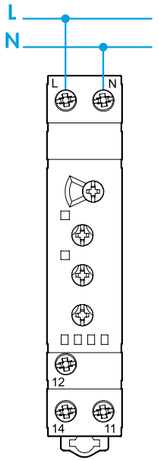

3

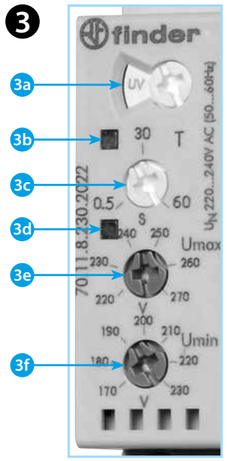

4 **4a**

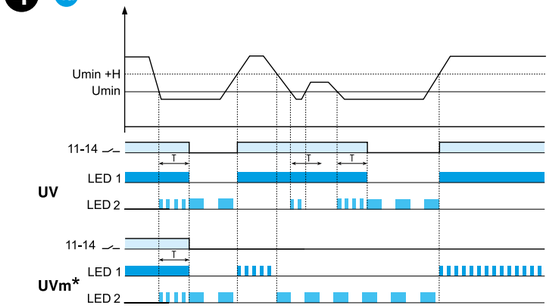

4b

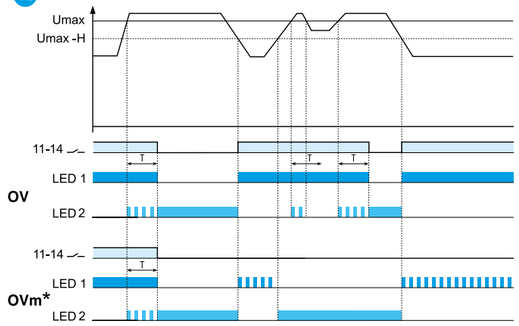

4c

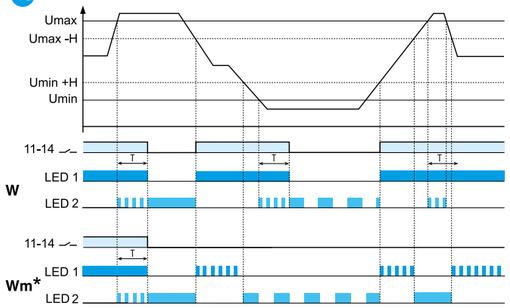

Utility Model - IB7011001 - 06/26 - Finder S.p.A. con unico socio - 10040 ALMESE (TO) - ITALY

ENGLISH

70.11
1 PHASE AC LINE MONITORING RELAY

1 OUTLINE DRAWING

2 WIRING DIAGRAM
11–14 output Make contact
11–12 output Break contact

3 FRONT VIEW (detail)
3a Function selector
UV Undervoltage without memory
UVm Undervoltage with memory
OV Overvoltage without memory
OVm Overvoltage with memory
W Window Mode without memory
Wm Window Mode with memory
3b LED 1 (green)
3c Switch-off delay time (T on function diagrams) adjustable (0.5...60)s
3d LED 2 (red)
3e Maximum voltage selector (220...270)V
3f Minimum voltage selector (170...230)V

4 FUNCTIONS
4a Undervoltage (UV and UVm functions)
4b Overvoltage (OV and OVm functions)
4c Window mode (overvoltage + undervoltage, W and Wm functions)

NOTE
Hysteresis (H on function diagrams): 5 V
Power-on activation time: 1s
Switch-on lock-out time: 0.5s
Positive safety logic - Make output contact opens if the relay detects an error

***RESET MEMORY**
To reset, It is necessary to switch the supply OFF and then ON again (U OFF U ON) or to rotate the function selector first to an adjacent position and then to the original position.

finder