finder
RELAYING INNOVATION



77.01

	77.01.x.xxx.805x		77.01.9.024.9x2x
	9.024 U_N (6…24)V DC U_{min}-U_{max} (4-32)V DC P 0.4 W 8.230 U_N 230 V AC (50/60 Hz) U_{min}-U_{max} (90-265)V AC P 3.6 VA (50 Hz) / 0.3 W		9.024 U_N (6…24)V DC U_{min}-U_{max} (4-32)V DC P 0.4 W
	1 NO (SPST-NO) 5 A (48...265)V AC		1 NO (SPST-NO) 15 A (16...32)V DC (9024) 7 A (43...140)V DC (9125)
	AC7a (cos φ = 0.8) 5 A	DC13	5 A 2.5A (9125)
	AC15 5 A 3A (8051)	(M) (DC)	0.2 kW (9024)
	(M) (230 V AC) 0.1 kW (8051)		
	(230 V AC) 1000 W 800 W (8051)		
	(230 V AC) 1000 W 800 W (8051)		
	CFL / LED 800 W 400 W (8051)		
	(–20…+70)°C		
	IP20		

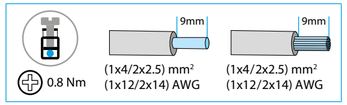

Utility Model - IB7701001 - 07/26 - Finder S.p.A. con unico socio - 10040 ALMESE (TO) - ITALY

1

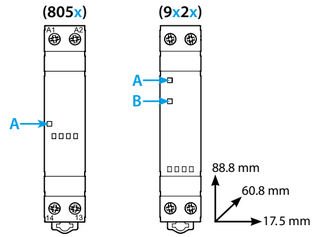

2

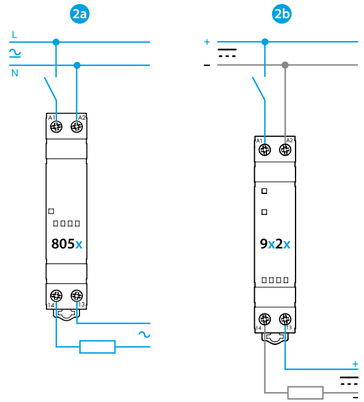

3

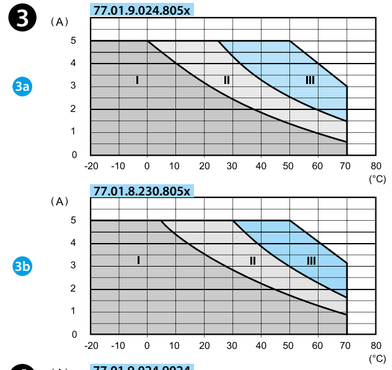

4

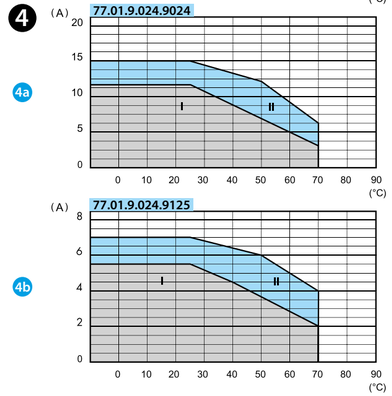

5

LED 1	U_N
	—
	✓

LED 2	ShC
	—
	✓

cULus 77.01.8.230.8050 / 8051 5 A 230 VAC
77.01.9.024.9024 15 A 24 VDC
77.01.9.024.9125 7 A 125 VDC

- For use in Pollution Degree 2 Environment
- Max surrounding Air Temperature 50 °C
- Models AC shall be protected by the supplementary fuse (JDYX / 7-8) rated 250 V AC, 1.6 A, 1.5 kA
- Use 60/75°C copper (CU) conductors only and wire range 14-18 AWG, stranded or solid

ENGLISH

77.01
MODULAR SOLID STATE RELAY

1 FRONT VIEW
A LED 1 green
B LED 2 red (77.01.9.024.9x2x only)

2 WIRING DIAGRAM
2a type **77.01.x.xxx.805x**
2b type **77.01.9.024.9x2x**

3 OUTPUT SPECIFICATION
3a Output RMS current v ambient temperature 77.01.9.024.805x @ 32 V DC
3b Output RMS current v ambient temperature 77.01.8.230.805x @ 265 V AC
I - Modular SSR installed as a group (without gap)
II - Modular SSR installed as a group (9 mm gap between each SSR)
III - Modular SSR installed individually in free air (without a significant influence from nearby components)

4 OUTPUT SPECIFICATION
4a Output DC current v ambient temperature 77.01.9.024.9024 @ 32 V DC
4b Output DC current v ambient temperature 77.01.9.024.9125 @ 32 V DC
I - Modular SSR installed as a group (without gap)
II - Modular SSR installed individually in free air, or with a gap > 9 mm, which implies no significant influence from nearby components

5 LED
LED 1 green
LED 2 red (77.01.9.024.9x2x only)
U_N Power supply
ShC Short circuit protection (To restore normal operation it is necessary to disconnect the power, resolve the short circuit and then restore power)

OTHER DATA
- AC output (with back to back SCR) (805x)
- Zero-crossing versions (8050)
- Random versions (8051)
- Minimum switching current: 100 mA

finder