


345170050010

Ultra-slim PCB Relay (EMR or SSR) 0.1 - 0.2 - 2 - 6 A







Technical description:

Subminiature PCB relays, Electromechanical (EMR), 1 pole, CO (nPDT), 6 A, AgNi, DC sensitive coil, 5 V, operating from 3.5 to 7.5 V, rated power 0.17 W, resistance 130 Ω, consumption 38.4 mA, holding voltage 2 V, must drop-out voltage 0.25 V, option: Flux proof (RT II), ambient temperature from -40 to +85 °C

This image is for illustrative purposes only and therefore may not represent the exact product code. Colours may vary.

[BROWSE PRODUCT PAGE](#)

Technical Features:

Ambient temperature range:	-40...85 °C
Commercial Description:	Ultra-slim electromechanical PCB relay, 6 A, 5 mm width, low coil power and suitable for PCB mounting or socket mounting using the 93 Series sockets. Available version 34.51-5010 with contact AgNi+AU.
Contact configuration:	1 pole, CO (nPDT)
Dimensions:	5x15x28 mm
Electrical life:	60000 cycles
Insulation coil/contacts:	6 kV
Nominal voltage DC:	5 V
Operating range DC:	3.5...7.5 V
Rated contact voltage:	250 V AC
Rated current (contacts):	6 A
Rated power DC:	0.17 W
Supply:	DC sensitive coil
Certifications and quality approvals (according to type):	<div></div>

The information, technical details, data and features contained in this document are subject to change or modification at any time.
It is for information purposes only and does not form the basis of a contract.

Need more information?
[Contact our sales](#) [Find a dealer](#)