switch-disconnector for D0 fuses up to 63 A (31314000A)



The picture may show a similar product.

Description

Part No.: **31314** 000A
SECUR Panel
switch-disconnector for D0 fuses up to 63 A
3P
operator independent switching (snap-action mechanism)
for mounting rail

System
Panel

Advantages of the product
Double function terminal
any feed direction
captive fuse-carrier
sealable operation

Product group 03
Subgroup 84

Changes in the interest of developments and technical progress are reserved.
Wöhner GmbH & Co. KG, Mönchrödener Straße 10, 96472 Rödental, Germany, Tel. +49 9563 751-0

pack size	1
EAN	4021267313142

ECLASS 14.0	27142110
ETIM 5.0	EC000277
ETIM 8.0	EC000277
ETIM 10.0	EC000277

Approvals

Standards
IEC 60947-1:2020
IEC 60947-3:2020 AC ratings only

Approvals
VDE , CCC , DNV GL

type number: APS-D0
EAC Type: D0

CCC certificate: 2015010302770076

Technical data

for fuse links size:	D0
fuse links acc. to standard:	IEC / HD 60269-3
permitted power dissipation of the fuse-link:	5.5 W

Details IEC

Standards

IEC 60947-1:2020
IEC 60947-3:2020 AC ratings only

Electrical data IEC

rated current (IEC):	63 A
rated voltage (IEC) AC:	400 V

rated voltage (IEC) DC: 130 V

rated isolation voltage U_i AC: 500 V
rated isolation voltage U_i DC: 250 V
rated surge voltage U_{imp} : 6 kV

Utilisation category AC (IEC 60947-3) : AC-22B (400 V)

cond. short-circuit current with fuses (AC): 50 kA / 400 V
approved wth fuse links of operation class: gG

power dissipation of the article:
The power dissipation at a typical load of 80 % results to 5.0 W.
(The power dissipation at full load would be 7.8 W.)

Supplementary data IEC

The following values have been verified with tests under certain conditions. Please ask Wöhner for this conditions before designing your panel.

A fuse-combination unit acc. to IEC 60947-3 can only be operated at a higher voltage than its rated voltage, if it is used as a fuse-disconnector without breaking capacity, up to its max. rated insulation voltage and labelled as such.

max. permitted operation temperature 70°C

for fuse links and gauge rings as per DIN VDE 0636-3 IEC / HD 60269-3
utilisation category as per VDE 0638 : AC-22
The function of isolation between incoming and outgoing contacts is provided by the opening of the switching mechanism as required in the standard.

Mechanical data

W x H x D: 81 x 90 x 70
weight: 42.0 kg/100
poles: 3-pole
Mounting: for mounting rail

front degree of protection: IP20

Terminal points

cage clamp connection	
screw drive:	PZ2
wire stripping:	15 mm
min. cross-section:	1.5 mm^2
max. cross-section:	35 mm^2
re:	1.5 - 10 mm^2
f:	1.5 - 35 mm^2
f + AE:	1.5 - 35 mm^2
(f + AE may not fit with max. cross-section)	
Md min.:	2.5 Nm
Md max.:	3.0 Nm

Not suitable for aluminium cables !

two conductors can be clamped if both chambers of the cage clamp are used for this purpose
max. 35 mm^2 + 16 mm^2

Material properties

Material: Plastic
halogen-free: Yes

Application notes

Not suitable for aluminium cables !
A fuse-combination unit acc. to IEC 60947-3 can only be operated at a higher voltage than its rated voltage, if it is used as a fuse-disconnector without breaking capacity, up to its max. rated insulation voltage and labelled as such.
D02-Sicherungseinsätze mit versilberten Endkappen verwenden
permitted power dissipation of the fuse-link: 5.5 W

Accessories

connection accessories



31012 000A
comb-type busbar, 3-pole, bridge type, pitch 27 mm
80 A, 1 m long
16 mm²



31056 000A
comb-type busbar, 3-pole, bridge type, pitch 27 mm
130 A, 1 m long
35 mm²

accessories for fuses



31902 000
reducer D02 for D01 fuses 2 - 16 A
for: APS, SEL, SPL

https://pim.woehner.de/EN/EN/1000073601