XOOLINE™ HYDRA White IP67

NEW



24 V compact linear LED luminaire in IP67 offering tremendous modularity and ease of installation. Thin polyurethane encapsulation of the LED tape offering a premium water proof sealing (values), UV resistance (no coloration or increase of absorption) and chemical stability against urban gazes. Extruded and anodized aluminum housing profile with male/female IP67 connectors fed on the luminaire's sides and diffuse screwed end caps for a perfect fixture to fixture light overlap. Allows the use of 8 high quality optics. Clear, diffuse or opal covers for soft light settings in outdoor or humid environments. Light source assembled using state of the art automated Reel to Reel (R2R) production process supporting LED Linear™ Tj Away® thin flexible circuit board technology. In combination with ceramic LED packages a thermal resistivity of 16.3 K/W is achieved for an optimal heat dissipation (junction to profile) which guarantees an outstanding lifetime of > 60,000 hrs L80/B10 for tunable white and 30,000 hrs for RGB. Embeds for tunable white centered high quality LEDs with 3 step MacAdams (SDCM3) binning on target CCT (One Bin Only) with an extended photometric code of Wxxx/339 ensuring an exceptional color consistency over the rated lifetime. Premium color rendition with a CRI of 85 and TM-30-15 up to R_f = 86 / R_g = 98 ensuring a remarkable light quality. Consistent light intensity all along the luminaire length is obtained thanks to active current regulation operated by dedicated integrated circuits (ICs) on each step. Protected against electrostatic discharge ± 2,000 V and polarity miswiring. Fully PWM dimmable for frequency > 0 Hz up to 2 kHz (flicker free for frequency higher then 1.2 kHz according to IEEE P1789 standard). Engineered and produced in Germany.

Dimensions & available lengths

Contour 004 x = 19.5 mm / 0.77"

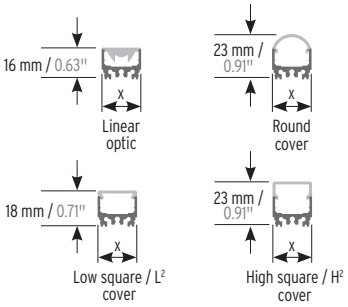

Fixture build to length (not field cuttable):

HYDRA LD	L_{min}: 380 mm / L_{min}: 1.24'	L_{max}: 2,005 mm / L_{max}: 6.57'	in 125 mm increments / in 4.92" increments	**End pieces** 255 mm / 10" (male connector only)
HYDRA HD	L_{min}: 380 mm / L_{min}: 1.24'	L_{max}: 2,005 mm / L_{max}: 6.57'	in 62.5 mm increments / in 2.46" increments	

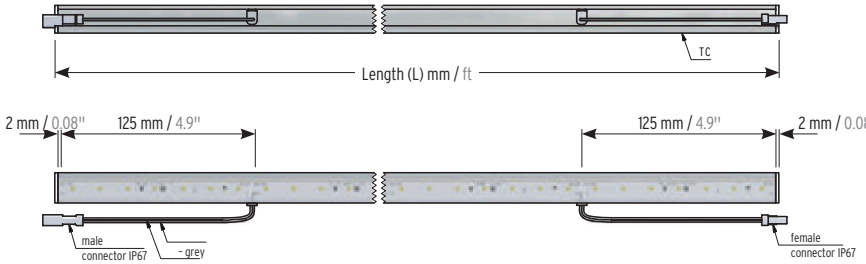

Electrical & output data

Voltage	24 Volt (23 V_{min}, 25 V_{max})
Temperature[C]	Tc_{min} = -25°C / -13°F, Tc_{max} = specific, see Table below
Storage temperature	Ts_{min} = -30°C / -22°F, Ts_{max} = 85°C / 185°F
Ambient temperature	Ta_{min} = -25°C / -13°F, Ta_{max} = specific, see Table below
CRI / R9	up to 95 / up to 65

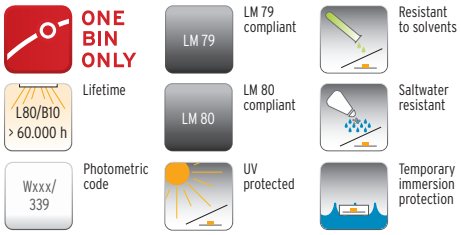

XOOLINE™ HYDRA	indirect view (visible pixillation) LD5	LD10	LD15	LD25	direct view (less pixillation or dot free, check order code) HD6	HD10	HD15	HD25
Power (W/m / W/ft)[B]	5 / 1.5	10 / 3.1	15 / 4.6	25 / 7.6	6 / 1.8	10 / 3.1	15 / 4.6	25 / 7.6
Efficacy (lm/W)[B] @ W850	98	98	105	102	98	98	105	102
max. serial run length (m / ft)	7.5 / 24.6	5 / 16.4	4 / 13.1	3 / 9.8	5 / 16.4	5 / 16.4	4 / 13.1	3 / 9.8
Temperature Tc-point (Tc_{max})[C]	70°C / 158°F	70°C / 158°F	70°C / 158°F	75°C / 167°F	70°C / 158°F	70°C / 158°F	70°C / 158°F	75°C / 167°F
max. ambient temperature (Ta_{max})	40°C / 104°F	40°C / 104°F	30°C / 86°F	30°C / 86°F	40°C / 104°F	40°C / 104°F	40°C / 104°F	35°C / 95°F

Color temperature LED tape used			Color temperature delivered finished fixture		LD5	LD10	LD15	LD25	HD6	HD10	HD15	HD25
					low output → high output				low output → high output			
					lumen/meter (lm/m)[A] lumen/feet (lm/ft)[A] @ clear cover[D]							
W820		2,000 K	2,500 K		290 / 87	570 / 173	910 / 276	1,480 / 450	340 / 103	570 / 173	910 / 276	1,480 / 450
W822		2,200 K	2,900 K		330 / 100	650 / 197	1,040 / 316	1,690 / 514	390 / 118	650 / 197	1,040 / 316	1,690 / 514
W825		2,500 K	3,300 K		370 / 112	740 / 225	1,190 / 362	1,930 / 587	450 / 136	740 / 225	1,190 / 362	1,930 / 587
W827	W927	2,700 K	3,800 K	3,600 K	330 / 100	790 / 240	1,260 / 383	2,050 / 624	400 / 121	670 / 203	1,260 / 383	2,050 / 624
W830	W930	3,000 K	4,300 K	4,300 K	340 / 103	840 / 255	1,340 / 407	2,180 / 663	410 / 124	680 / 206	1,340 / 407	2,180 / 663
W835	W935	3,500 K	5,100 K	4,900 K	350 / 106	880 / 267	1,410 / 429	2,290 / 697	420 / 127	700 / 212	1,410 / 429	2,290 / 697
W840	W940	4,000 K	6,100 K	6,600 K	360 / 109	900 / 273	1,440 / 438	2,340 / 712	430 / 130	710 / 215	1,440 / 438	2,340 / 712
W850		5,000 K	9,600 K		490 / 148	980 / 298	1,570 / 478	2,550 / 776	590 / 179	980 / 298	1,570 / 478	2,550 / 776

[A] The given data are typical values. Due to tolerances of the production process and the electrical components, values for light output and electrical power can vary up to 10%.

[B] The Tc-point should be measured in thermal equilibrium according to IEC EN 60598-1.

[C] In case of IP67 products, tolerances in the color temperature can occur.

[D] Sample values.
! Note: -40% luminous flux at opal and -25% with diffuse cover.

For actual data, further options and detailed information, please visit our website www.led-linear.com

Order code

Your order code	XOOLINE HYD	____	W_	__	____	___	IP67
Order code example	XOOLINE HYD	HD6	W9	27	1880	DR	IP67

LED tape
HYDRA LD5 ..... LD5
HYDRA LD10 ..... LD10
HYDRA LD15 ..... LD15
HYDRA LD25 ..... LD25
HYDRA HD6 ..... HD6
HYDRA HD10 ..... HD10
HYDRA HD15 ..... HD15
HYDRA HD25 ..... HD25

Color rendering
› 80 8
› 90 (only LD5, HD6, HD10) 9

Color temperature delivered finished fixture	Color temperature LED tape used	
2,500 K	2,000 K	20
2,900 K	2,200 K	22
3,300 K	2,500 K	25
3,800 K 3,600 K	2,700 K	27
4,300 K 4,300 K	3,000 K	30
5,100 K 4,900 K	3,500 K	35
6,100 K 6,600 K	4,000 K	40
9,600 K	5,000 K	50

Length
HYDRA LD
L_{min}: 380 mm (1.24'), L_{max}: 2,005 mm (6.57');
in 125 mm (4.92") increments
End pieces: 255 mm (10"); male connector only

HYDRA HD
L_{min}: 380 mm (1.24'), L_{max}: 2,005 mm (6.57');
in 62.5 mm (2.46") increments

Cover / Lens options (DIN 5040:A40)
No cover / lens ..... NC
Opal round cover* ..... OR
Diffuse round cover ..... DR
Clear round cover ..... CR
Opal low square cover ..... OL
Diffuse low square cover ..... DL
Clear low square cover CL
Opal high square cover* ..... OH
Diffuse high square cover ..... DH

Ingress protection
IP67 ..... IP67

*Dot free

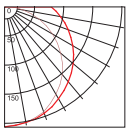
Opal round cover[E]

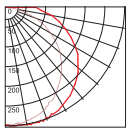
Opal high square cover[E]

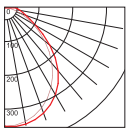
Diffuse round cover[E]

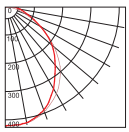
Diffuse high square cover[E]

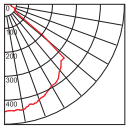
Clear round cover[E]

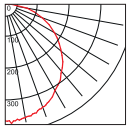
Opal low square cover[E]

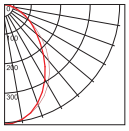
Diffuse low square cover[E]

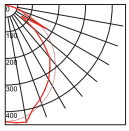
Clear low square cover[E]

[E] DIN 5040:A40

Please choose your accessories

Mounting	Art.-#	
☐ Full length mounting channel	10000039	

Mounting Clip, angled (optional)	Art.-#	
☐ 0° aluminum mounting clip in 90 mm (3.54") length	10000040	
☐ 15° aluminum mounting clip in 90 mm (3.54") length	10000040-15d	
☐ 30° aluminum mounting clip in 90 mm (3.54") length	10000040-30d	
☐ 45° aluminum mounting clip in 90 mm (3.54") length	10000040-45d	

Lead connector from driver	Art.-#	
☐ VarioCon Female Mini 2 x 0.34 mm², 2 m / 6.56' IP67	15000142	
☐ VarioCon Extension Mini 2 x 0.34 mm², 2 m / 6.56' IP67	15000144	
☐ VarioCon Female Mini Protection Cap Mono IP67	15000218	

Recommended power supply	Art.-#	
☐ Power Supply Unit IP67	16000153	

Recommended control unit	Art.-#	
☐ Control System White/IQ-White	16000268-DT6	