Specifications

Eaton 044945







Eaton Moeller® series B3 Three-phase busbar link, Circuit-breaker: 2, 99 mm, For PKZM0-... or PKE12, PKE32 with side mounted auxiliary contact

General specifications	
PRODUCT NAME	Eaton Moeller® series B3 Accessory Three-phase busbar link
CATALOG NUMBER	044945
MODEL CODE	B3.1/2-PKZ0
EAN	4015080449454
PRODUCT LENGTH/DEPTH	99 mm
PRODUCT HEIGHT	34 mm
PRODUCT WIDTH	12 mm
PRODUCT WEIGHT	0.038 kg
CERTIFICATIONS	UL 508 UL File No.: E36332 IEC/EN 60947-4-1 CSA-C22.2 No. 14 CSA CSA Class No.: 3211-06 CSA File No.: 98494 UL UL Category Control No.: NLRV CE
CATALOG NOTES	• For parallel power feed to several motor-protective circuit-breakers on terminals 1, 3, 5 • 2 circuit breaker with auxiliary contact or trip indicator built onto the right side • can be extended by rotating installation • protective against direct contact

Climatic environmental conditions

AMBIENT OPERATING TEMPERATURE - MAX	55 °C
AMBIENT OPERATING TEMPERATURE - MIN	-25 °C

Design verification

RATED OPERATIONAL CURRENT FOR SPECIFIED HEAT DISSIPATION (IN)	63 A
STATIC HEAT DISSIPATION, NON-CURRENT-DEPENDENT PVS	0 W
10.10 TEMPERATURE RISE	The panel builder is responsible for the temperature rise calculation. Eaton will provide heat dissipation data for the devices.
10.11 SHORT-CIRCUIT RATING	Is the panel builder's responsibility. The specifications for the switchgear must be observed.
10.12 ELECTROMAGNETIC COMPATIBILITY	Is the panel builder's responsibility. The specifications for the switchgear must be observed.
10.13 MECHANICAL FUNCTION	The device meets the requirements, provided the information in the instruction leaflet (IL) is observed.
10.2.2 CORROSION RESISTANCE	Meets the product standard's requirements.
10.2.3.1 VERIFICATION OF THERMAL STABILITY OF ENCLOSURES	Meets the product standard's requirements.
10.2.3.2 VERIFICATION OF RESISTANCE OF INSULATING MATERIALS TO NORMAL HEAT	Meets the product standard's requirements.
10.2.3.3 RESIST. OF INSUL. MAT. TO ABNORMAL HEAT/FIRE BY INTERNAL ELECT. EFFECTS	Meets the product standard's requirements.
10.2.4 RESISTANCE TO ULTRA-VIOLET (UV) RADIATION	Meets the product standard's requirements.
10.2.5 LIFTING	Does not apply, since the entire switchgear needs to be evaluated.
10.2.6 MECHANICAL IMPACT	Does not apply, since the entire switchgear needs to be evaluated.
10.2.7 INSCRIPTIONS	Meets the product standard's requirements.
10.3 DEGREE OF PROTECTION OF ASSEMBLIES	Does not apply, since the entire switchgear needs to be evaluated.
10.4 CLEARANCES AND CREEPAGE DISTANCES	Meets the product standard's requirements.
10.5 PROTECTION AGAINST ELECTRIC SHOCK	Does not apply, since the entire switchgear needs to be evaluated.
10.6 INCORPORATION OF	Does not apply, since the

SWITCHING DEVICES AND COMPONENTS	entire switchgear needs to be evaluated.
10.7 INTERNAL ELECTRICAL CIRCUITS AND CONNECTIONS	Is the panel builder's responsibility.
10.8 CONNECTIONS FOR EXTERNAL CONDUCTORS	Is the panel builder's responsibility.
10.9.2 POWER-FREQUENCY ELECTRIC STRENGTH	Is the panel builder's responsibility.
10.9.3 IMPULSE WITHSTAND VOLTAGE	Is the panel builder's responsibility.
10.9.4 TESTING OF ENCLOSURES MADE OF INSULATING MATERIAL	Is the panel builder's responsibility.
EQUIPMENT HEAT DISSIPATION, CURRENT-DEPENDENT PVID	3.3 W
HEAT DISSIPATION CAPACITY PDISS	0 W
HEAT DISSIPATION PER POLE, CURRENT-DEPENDENT PVID	1.1 W

Electrical rating

RATED OPERATIONAL VOLTAGE (UE) - MAX	690 V
RATED OPERATIONAL VOLTAGE (UE) AT AC - MAX	690 V
RATED UNINTERRUPTED CURRENT (IU)	63 A

Features & functions

COLOR	Black
FEATURES	Insulated
FUNCTIONS	Can be extended by rotating installation
NUMBER OF POLES	Three-pole
NUMBER OF PHASES	3

General information

ELECTRIC CONNECTION TYPE	Fork
MOUNTING WIDTH	45 + 9 mm
OVERVOLTAGE CATEGORY	III
POLLUTION DEGREE	3
PRODUCT CATEGORY	Accessories
RATED IMPULSE WITHSTAND VOLTAGE (UIMP)	6000 V AC
SUITABLE FOR	2 Circuit-breakers
USED WITH	PKZ0 PKE12 PKE32

Resources

BROCHURES	eaton-push-in-technology-product-overview-brochure-br034012-en-us.pdf eaton-motor-starters-system-xstart-brochure-br03407001en-en-us.pdf
CATALOGUES	eaton-product-overview-for-machinery-catalogue-ca08103003zen-en-us.pdf
DECLARATIONS OF CONFORMITY	eaton-accessory-declaration-of-conformity-eu250700en.pdf eaton-accessory-declaration-of-conformity-uk251183en.pdf
DRAWINGS	eaton-manual-motor-starters-busbar-b3-accessory-dimensions-010.eps eaton-manual-motor-starters-busbar-b3-accessory-3d-drawing-004.eps
ECAD MODEL	DA-CE-ETN.B3.1_2-PKZ0

INSTALLATION INSTRUCTIONS	eaton-manual-motor-starters-three-phase-commoning-il122027zu.pdf
INSTALLATION VIDEOS	WIN-WIN with push-in technology
MCAD MODEL	DA-CS-b3_1_2_pkz0 eaton-busbar-mcad-drawings-b3-1-2-pkz0.dwg
SALES NOTES	eaton-link-module-for-motor-starters-pkz-flyer-fl034003en-en-us.pdf

PROJECT NAME:	
PROJECT NUMBER:	
PREPARED BY:	
DATE:	

Eaton Corporation plc Eaton House
30 Pembroke Road
Dublin 4, Ireland
Eaton.com

Follow us on social media to get the latest product and support information.

© 2026 Eaton. All Rights Reserved.