KNX switch actuator 6-gang, KNX blinds actuator 3-gang, rail mounting device, 4 rail units, Secure



Reference number:	23006 IS R
EAN/GTIN:	4011377179110

rail mounting device, 4 rail units
with manual electronic operation and LED status indication
project design and commissioning with ETS5 or a more recent version
ETS product family: Output
Product type: Binary output mix

Intended use
- Switching of electrical loads with floating contacts
- Switching of electrically driven blinds, shutters and awnings
- Mounting on DIN rail according to EN 60715 in distribution box

Product characteristics
- Outputs can be operated manually, construction site mode
- Feedback in manual operation and in bus operation
- Disabling of individual outputs manually or via bus
- Central functions
- Cyclical monitoring
- KNX Data Secure compatible with ETS 5.7.3 or higher
- Can be updated with the ETS Service App

Characteristics switching operation
- Operation as 1-way NO or 1-way NC contacts
- Feedback function
- Logic operation and forced guidance
- Central switching function with collective feedback
- Time functions: switch-on delay, switch-off delay, staircase lighting timer with switch-off warning
- Scene function
- Operating hours counter

Characteristics blinds operation
- Suitable for 230 V AC motors
- Operating modes ‘Blind with slats’, ‘Shutter/awning’, ‘Ventilation flap/skylight’
- Blind/shutter position directly controllable
- Slat position directly controllable
- Feedback of movement status, blind/shutter position and slat position
- Cyclical feedback during movement
- Forced position through higher-level controller

- Safety function: rain alarm, frost alarm, 3 independent wind alarms
- Sun protection function with auto Heating/Cooling

The total current of two adjacent outputs must not exceed 20 A.

Technical data

Ambient temperature:	-5 ... +45 °C
Storage/transport temperature:	-25 ... +70 °C
KNX	
KNX medium:	TP 256
Rated voltage KNX:	DC 21 ... 32 V SELV
Current consumption KNX:	4 ... 18 mA
Outputs	
Switching voltage:	AC 250 V ~
Switching current AC1 (cos > 0.8):	16 A
Fluorescent lamps:	16 AX
Current carrying capacity	
Neighbouring outputs:	20 A
Loads per output	
Ohmic load:	3000 W
Capacitive load:	16 A / 140 µF
Motors:	1380 VA
Switch-on current 200 µs:	max. 800 A
Switch-on current 20 ms:	max. 165 A
Incandescent lamps:	2300 W
HV halogen lamps:	2300 W
HV LED lamps:	max. 400 W
LV halogen lamps with	
electronic transformers:	1500 W
inductive transformers:	1200 VA
Fluorescent lamps T5/T8	
non-compensated:	1000 W
parallel compensated:	1160 W / 140 µF
lead-lag circuit:	2300 W / 140 µF
Compact fluorescent lamps	
non-compensated:	1000 W
parallel compensated:	1160 W / 140 µF
Mercury vapour lamps	
non-compensated:	1000 W
parallel compensated:	1160 W / 140 µF
Mounting width:	72 mm (4 rail units)
Connection, power supply and load	

Connection mode:	screw terminals
single wire:	1 x 0.5 ... 4 mm²
stranded without ferrule:	1 x 0.5 ... 4 mm²
stranded with ferrule:	1 x 0.5 ... 2.5 mm²
KNX:	KNX bus connection block

Dimensions

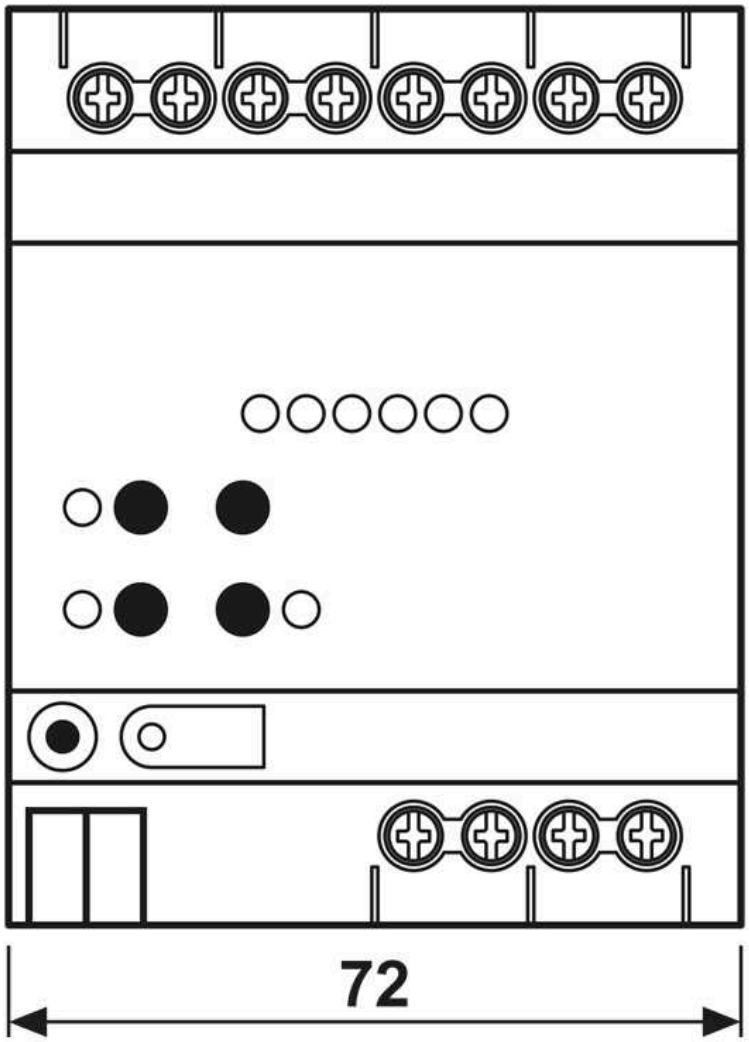

Assembly

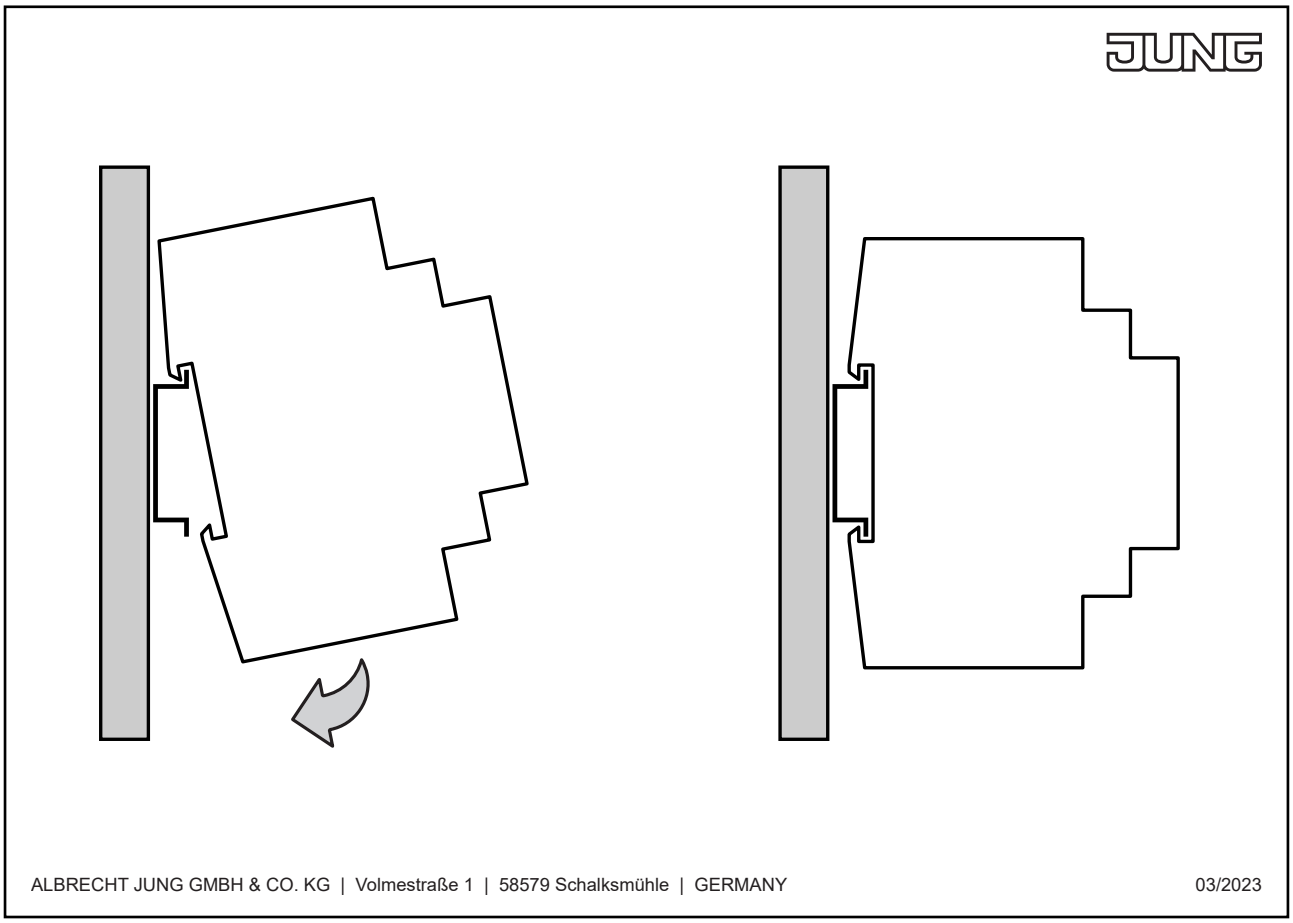
ALBRECHT JUNG GMBH & CO. KG | Volmestraße 1 | 58579 Schalksmühle | GERMANY
03/2023

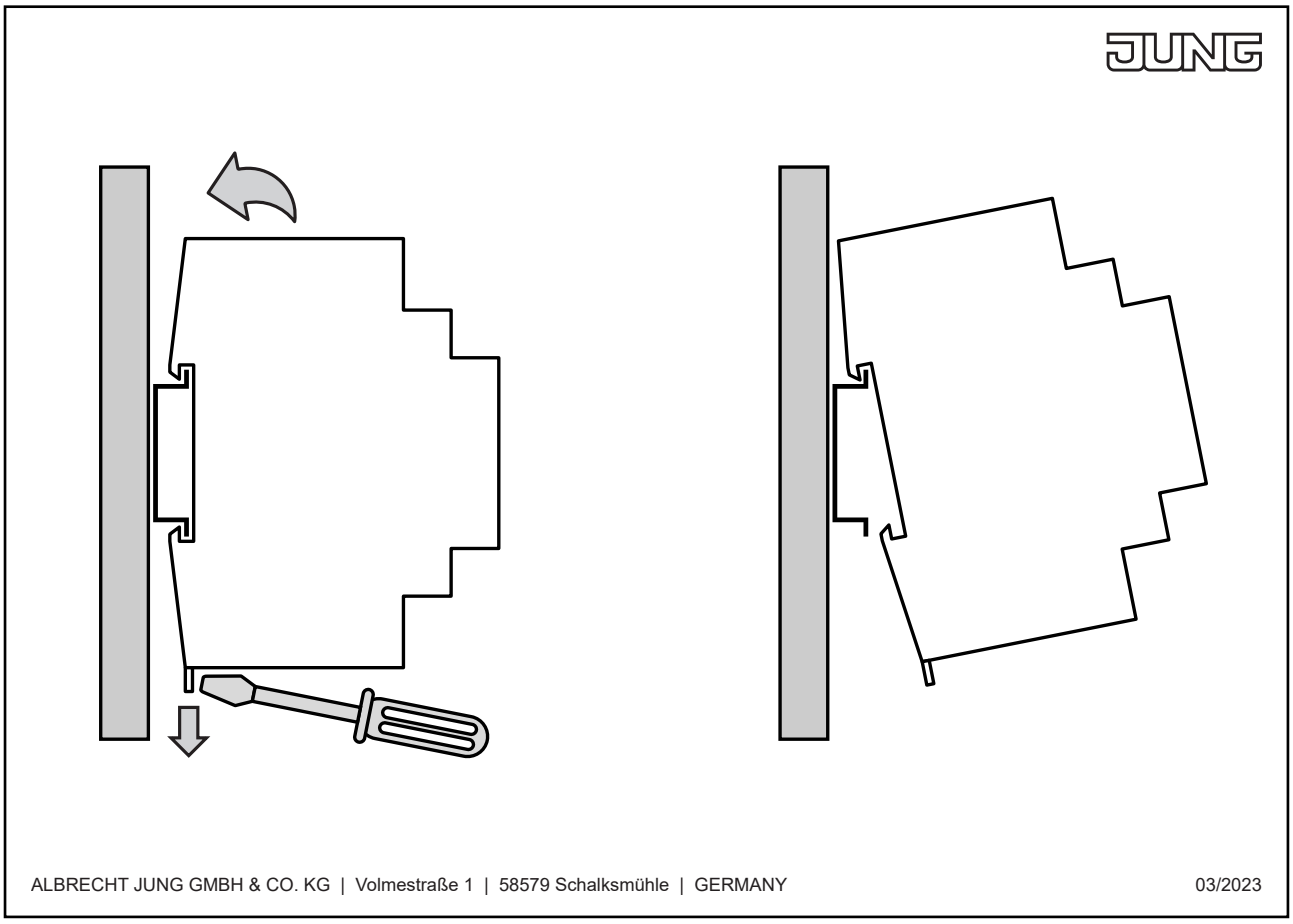
ALBRECHT JUNG GMBH & CO. KG | Volmestraße 1 | 58579 Schalksmühle | GERMANY
03/2023