KNX switch actuator, 4-gang, rail mounting device, 4 rail units



Reference number:	2304.16 REGHM
EAN/GTIN:	4011377020917

rail mounting device, 4 rail units
4 1-way NO contacts with manual mechanical operation and status indicator
ETS product family: Output
Product type: Binary output

Intended use
- Switching of 110 ... 230 V AC or 24 V AC/DC electrical loads with floating contacts
- Mounting on DIN rail according to EN 60715 in distribution box

Product characteristics
- Manual switching of the relays is independent of the bus
- Operation as 1-way NO or 1-way NC contacts
- Logic operation and forced guidance
- Switching feedback (bus operation only)
- Switch position indication
- Central switching function with collective feedback
- Disabling function for each channel
- Time functions: switch-on delay, switch-off delay, staircase lighting timer with switch-off warning
- Integration into light scenes
- Operating hours counter, configurable via bus
- Input monitoring for cyclical updating with safety circuit
- No additional power supply necessary

Technical data

KNX medium:	TP 256
Rated voltage KNX:	DC 21 ... 32 V SELV
Connection, KNX:	connection terminal
Power consumption KNX:	typical 150 mW
Power loss:	max. 4 W
Ambient temperature:	-5 ... +45 °C
Storage/transport temperature:	-25 ... +70 °C
Mounting width:	72 mm (4 rail units)

Connection, outputs	
Connection mode:	screw terminals
single wire:	1 x 0.5 ... 4 mm²
stranded without ferrule:	1 x 0.5 ... 4 mm²
stranded with ferrule:	1 x 0.5 ... 2.5 mm²
Contact type:	floating relay contacts (µ contact)
Switching voltage AC:	AC 250 / 400 V
Switching current 230 V AC1:	16 A
Switching current 230 V AC3:	10 A
Switching current 400 V AC1:	10 A
Switching current 400 V AC3:	6 A
Fluorescent lamps:	10 AX
Ohmic load:	3680 W
Capacitive load:	10 A / 140 µF
Switching voltage DC:	DC 12 ... 24 V
Switching current DC:	16 A
Min. switching current:	100 mA
Switch-on current 150 µs:	400 A
Switch-on current 600 µs:	200 A
Incandescent lamps:	2500 W
HV halogen lamps:	2500 W
LV halogen lamps with	
inductive transformers:	1200 VA
electronic transformers:	1500 W
Fluorescent lamps T5/T8	
non-compensated:	2500 W
parallel compensated:	1300 W / 140 µF
lead-lag circuit:	2300 W / 140 µF
Compact fluorescent lamps	
non-compensated:	2500 W
parallel compensated:	1300 W / 140 µF
Mercury vapour lamps	
non-compensated:	2000 W
parallel compensated:	2000 W / 140 µF
Approvals:	VDE

ALBRECHT JUNG GMBH & CO. KG
Volmestraße 1
58579 Schalksmühle
Phone +49 (0) 23 55/80 60
E-Mail kundencenter@jung.de

Dimensions

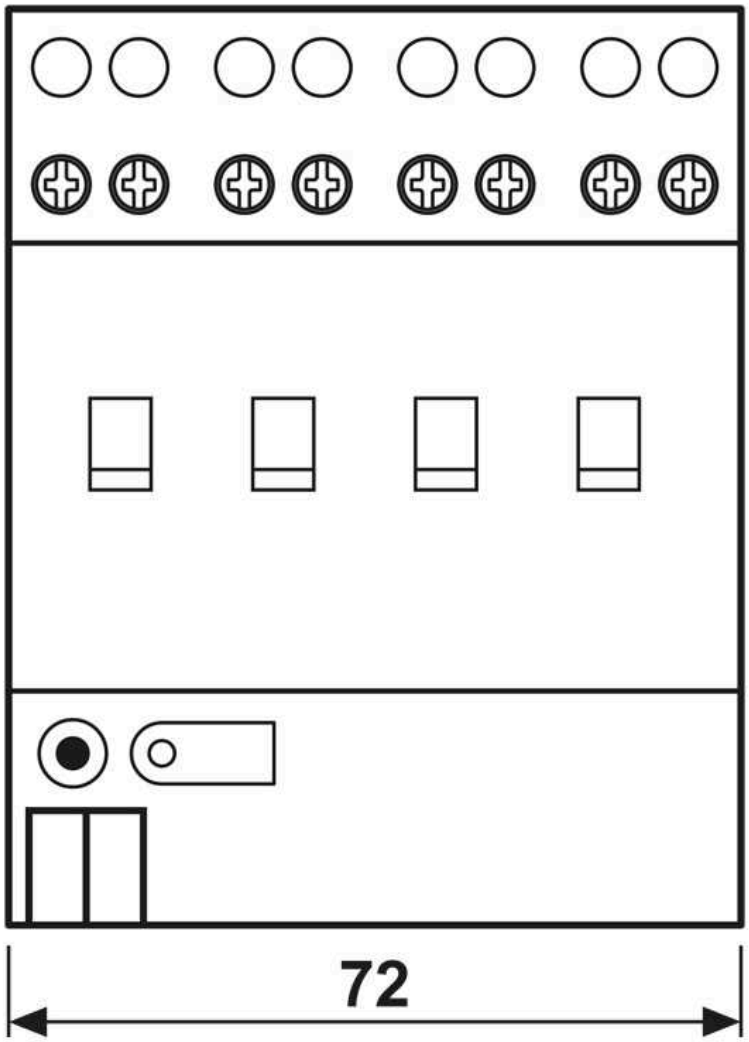

ALBRECHT JUNG GMBH & CO. KG
Volmestraße 1
58579 Schalksmühle

Phone +49 (0) 23 55/80 60
E-Mail kundencenter@jung.de

Assembly

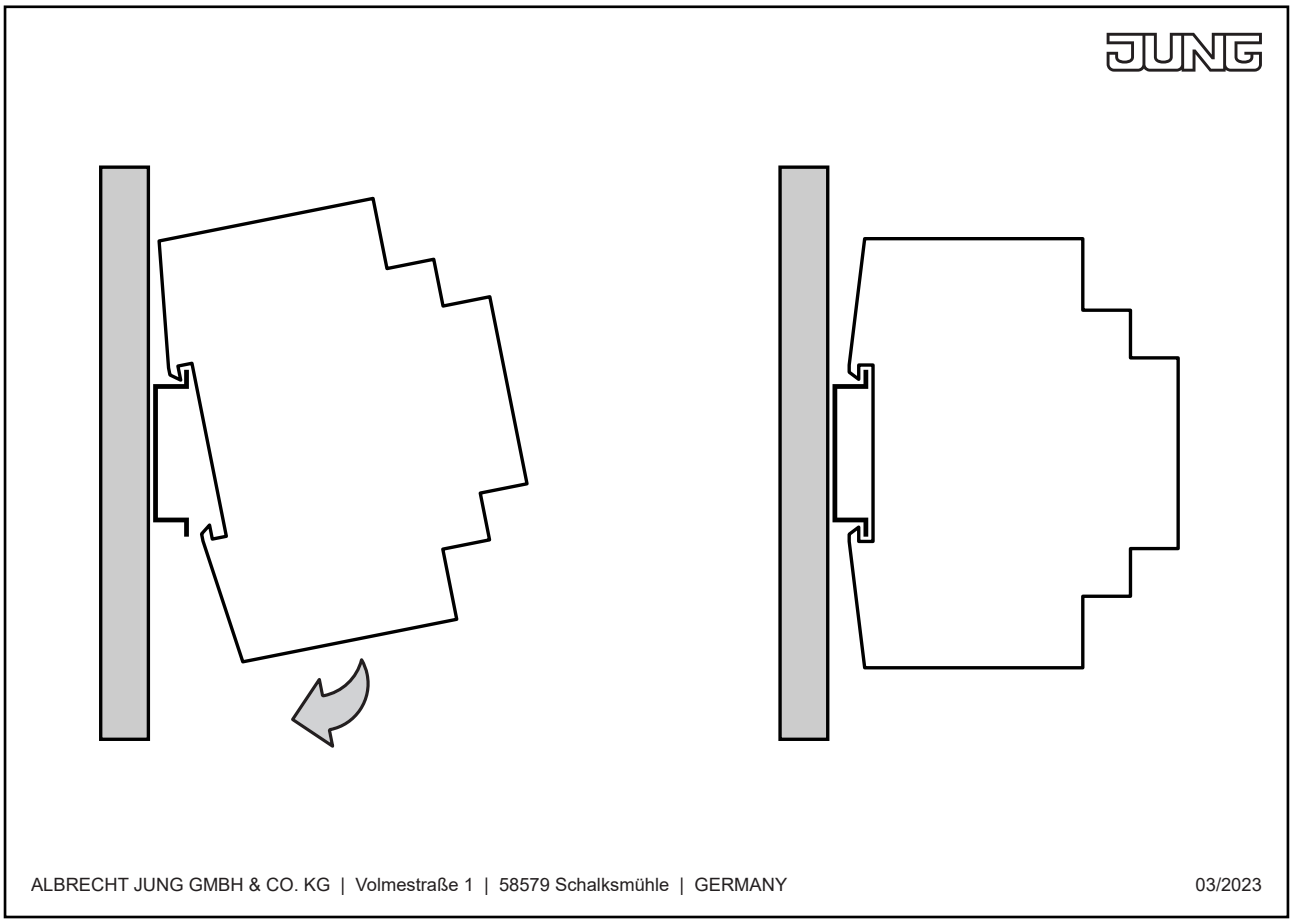
ALBRECHT JUNG GMBH & CO. KG | Volmestraße 1 | 58579 Schalksmühle | GERMANY
03/2023

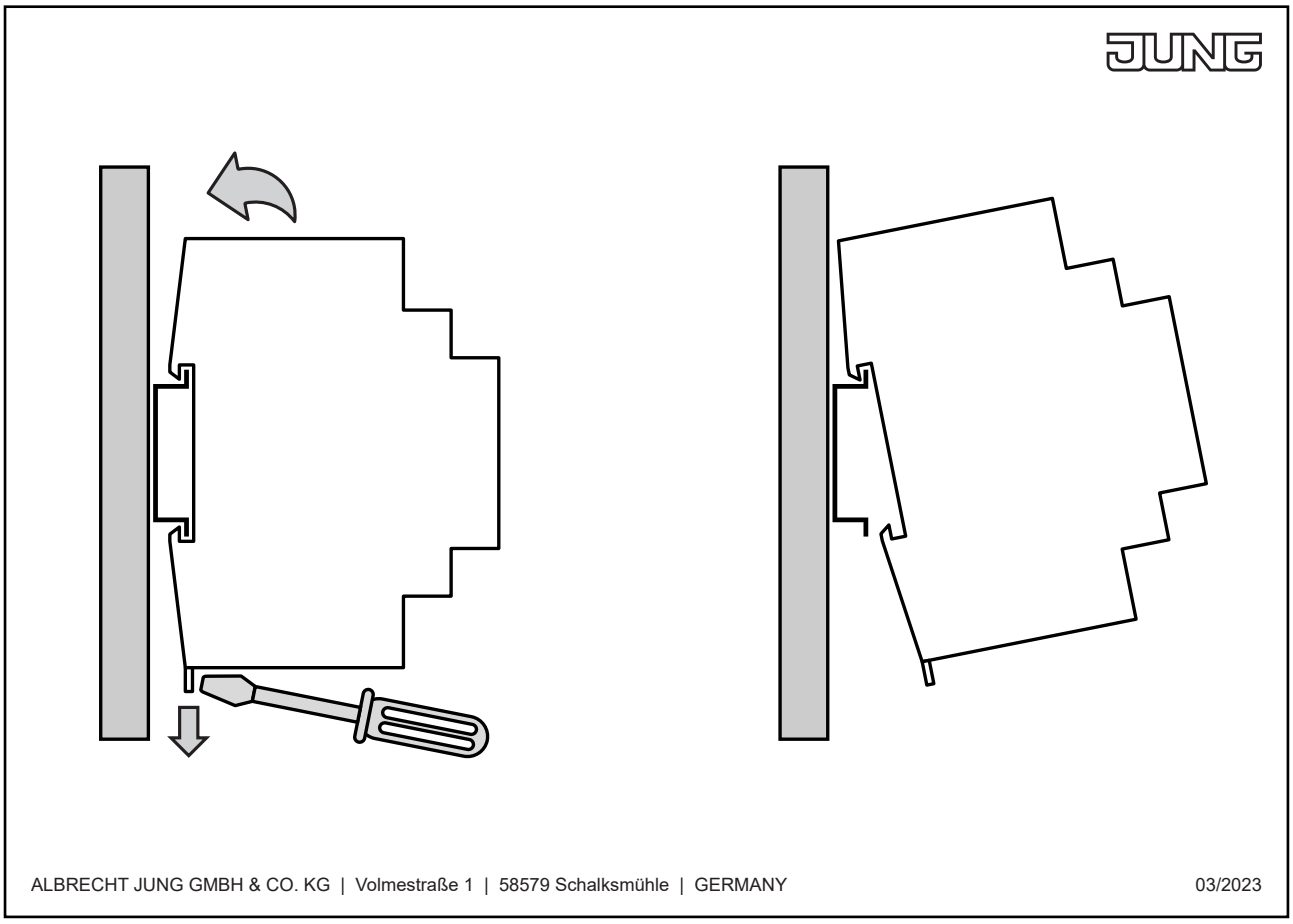
ALBRECHT JUNG GMBH & CO. KG | Volmestraße 1 | 58579 Schalksmühle | GERMANY
03/2023