128, av. du Maréchal-de-Lattre-de-Tassigny - 87045 LIMOGES Cedex
Tél. : 0 (+33) 5 55 06 87 87 - Fax : 0 (+33) 5 55 06 88 88
www.legrand.com

Plexo™
Surface-monting box and support frame

Cat. No(s): 0 696 01L/02L/03L/06L/07L/08L/09L/10L/28L
0 696 51L/52L/56L/68L/72L/80L/81L/82L/83L
0 696 86L/87L/88L/89L/90L/92L/93L/94L/98L
0 698 46L/53L/63L/66L/67L/90L

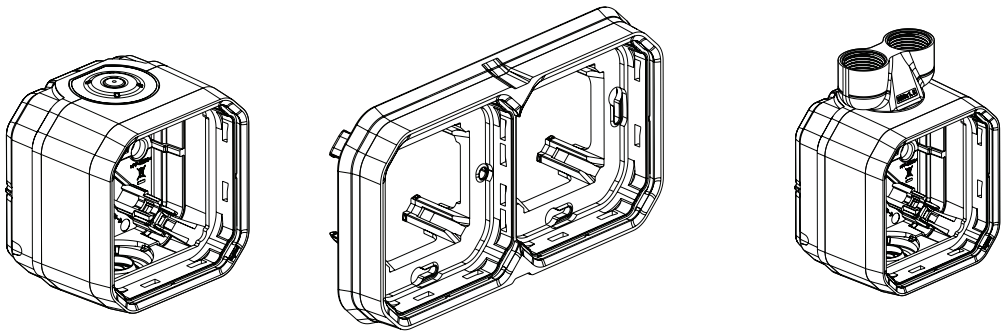

1. USE

Waterproof equipment system intended for residential and professional technical locations (garages, cellars, car parks, workshops and industrial kitchens, etc.) as well as outdoor environments (terraces, gardens, campsites, etc.).
Box with membrane glands or cable glands and support frames .
To be equipped with modular Plexo™mechanisms.

2. RANGE

		References
1-gang box membrane glands		0 696 01L/51L/89L 0 698 63L
2-gang box membrane glands		0 696 02L/72L/90L 0 698 67L
3-gang box membrane glands	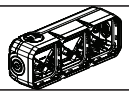	0 696 03L/80L/88L
1-gang box 1 entry - PG 16		0 696 52L
1-gang box 1 entry - ISO 20		0 696 28L/56L/86L
1-gang box 2 entries - ISO 20		0 698 46L
1-gang box 2 entries - ISO 20		0 696 10L/68L 0 698 66L
Support frame 1-gang		0 696 06L/81L/92L 0 698 90L
Support frame 2-gang		0 696 07L/83L/94L 0 698 53L
Support frame 3-gang		0 696 08L/87L/98L
Support frame 1-gang claws		0 696 09L/82L/93L

3. OVERALL DIMENSIONS (mm)

■ **Surface-mounting**

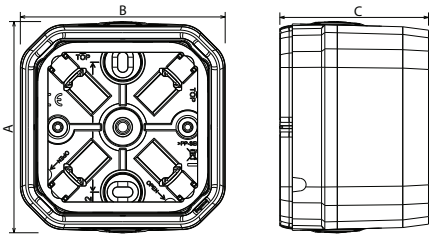

	A	B	C
1-gang	84.5	82	57
2-gang	84.5	155.55	57
3-gang	85.1	226.55	57

■ **Surface-mounting entries**

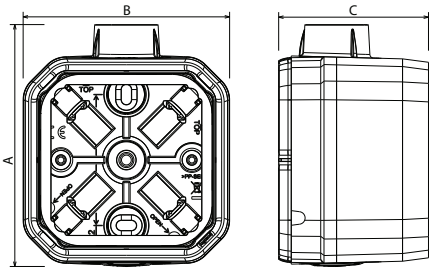

	A	B	C
1-gang cable gland 1 entry PG 16	96.05	82	57
1-gang cable gland 1 entry ISO 20	97.15	82	57
1-gang cable gland 2 entries ISO 20	105.54	82	57
2-gang cable gland 2 entries ISO 20	176.62	85.3	57

3. OVERALL DIMENSIONS (mm) *(continued)*

■ **Flush-mounting**

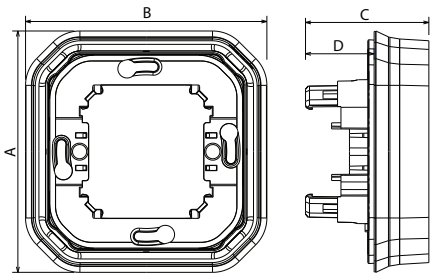

	A	B	C	D
1-gang	85.1	85.1	43.5	24.2
2-gang	85.1	156.2	43.5	24.2
3-gang	85.1	227.2	43.5	24.2

■ **Flush-mounting with claws**

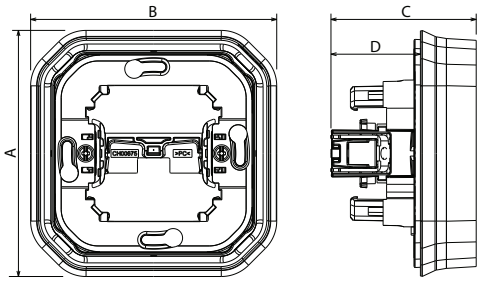

	A	B	C	D
1-gang claws	85.1	85.1	50.2	30.9

4. TECHNICAL CHARACTERISTICS

■ **4.1 Material characteristics**
Box, support: PP reinforced
Front plate, rocker: ABS
Entry gland, cover plate: PP + SEBS

UV-resistant
Halogen-free
Resistance to salt spray: 7 days (168 h)

Self-extinguishing:
850°C/30 s for insulating components holding live parts in place.
650°C/30 s for other insulating components.

■ **4.2 Climate characteristics**
Usage temperature: - 10° à + 40° C
Storage temperature: - 25° C à + 60° C

4. TECHNICAL CHARACTERISTICS *(continued)*

■ **4.3 Specific installation characteristics**
Specific installation in case of condensate drain:
Creation of drainage holes with a diameter of 6mm at the places indicated according to the direction of assembly.
Be careful however when drilling the side hole, just cross the outer partition.

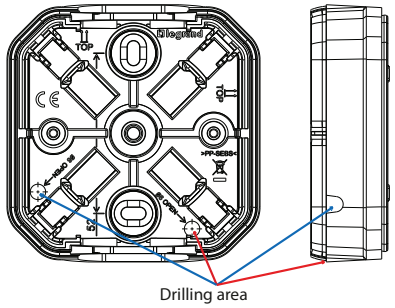

_ Implementation of cable glands:
Pre-drilling with a screwdriver, insertion of the cable or tube, pulling in the opposite direction to insertion to reveal the flexible zone on the outside of the end piece.

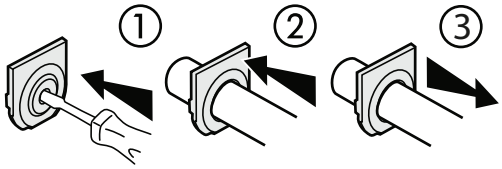

5. CLEANING

Surface cleaning with a cloth.
Do not use: acetone, tar remover, trichloroethylene.

Maintenance with the following products: Hexane (EN 60669-1), Methylated spirit, Soapy water, Diluted ammonia, Bleach diluted to 10%, Window-cleaning products, Pre-saturated wipes.

Caution: A preliminary test should be carried out if other specific cleaning products are to be used.

6. STANDARDS AND APPROVALS

Compliance with standards of installation and manufacturing.
Refer to e. catalogue.