

TE´S RAYCHEM SCREENED ELBOW/STRAIGHT SEPARABLE CONNECTORS RSES/RSSS

FOR INTERFACE A (EN 50180/EN 50181): 250 A, UP TO 24 kV WITH INTEGRATED SEALING

KEY FEATURES

- Range taking mechanical shear bolt cable lugs
- Hybrid material design for outstanding mechanical and electrical performance
- Reliable operation even under harsh environmental conditions
- Screened connector body for improved safety
- Molded cable adapter with integrated sealing for easier installation
- Optional Voltage Detection (VD) point
- Optional Metal Housing (MH)

TE Connectivity (TE) further extends its comprehensive portfolio of separable connectors with the new generation of TE´s Raychem Screened Elbow and Straight Separable connectors RSES/RSSS.

TE's Raychem Screened Elbow and Straight Separable connectors RSES/RSSS are designed to connect single-core polymeric cables to medium voltage gas insulated switchgears and other equipments using bushings type "A" (according to EN 50180/EN 50181) specified for 250A continuous current. The RSES and RSSS connectors are compliant with CENELEC HD 629.1 S2 02/2006+A1:2008. and tested for a system voltage up to 24 kV.

Made of a combination of durable EPDM rubber for the outer body and highly modified silicone rubber for the inner insulation, RSES and RSSS are equally suited for indoor and outdoor installations even in harshest environments while offering outstanding electrical performance.
The separable connectors are screened by an earthed outer conductive layer that ensures a safe and reliable operation. Furthermore the improved cable adapter with integrated sealing enables a fast and easy installation.

Using mechanical shear bolt cable lugs, RSES and RSSS are easy and quick to install while supporting a wide range of different cable cross sections (16-150 mm^2). TE's RSES and RSSS connectors can be equipped with a capacitive Voltage Detection (VD) point to determine the presence of voltage in the cable network or with a Metal Housing (MH) for an extra level of safety to protect against electric shock.

Customers can count on consistent, high quality products, driven by TE's proven innovation and backed by our extraordinary customer support.

TE´s Raychem Screened Separable Connectors RSES/RSSS





TE´s RSES and RSSS separable connectors have been tested in accordance with the international specifications (e.g. CENELEC HD 629.1 S2 02/2006+A1:2008) based on the ratings given below. The cable lugs supplied with the separable connectors have been tested in accordance with IEC 61238-1 on aluminium and copper conductors in the given ranges.

TECHNICAL DATA

Conductor Cross section Range	16 - 150 mm²
Diameter over conductor (round, stranded)	4,6 - 15,0 mm
Diameter over conductor (round, solid)	3,5 - 13,8 mm
Cable Insulation Diameter Range	12,7 - 28,5 mm
Maximum System Voltage	24 kV
Continuous Current Rating	250 A
Basic Impulse Level	125 kV
Partial Discharge at 2 U_0	< 3 pc
AC Voltage Withstand, 5 min	57 kV
DC Voltage Withstand, 15 min	76 kV

TE´s RSES and RSSS separable connectors pass a 100% routine test procedure including: AC Voltage Withstand and Partial Discharge Test.

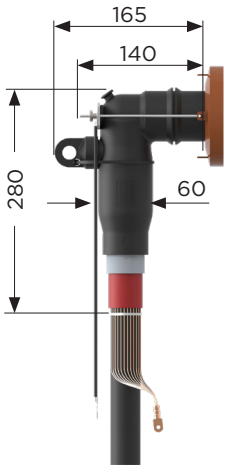

RSES-VD: Elbow connector with voltage detection point

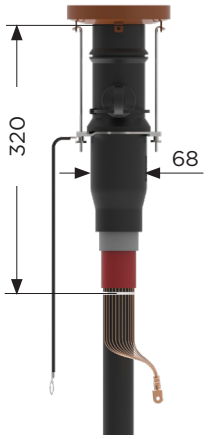

RSSS-VD: Straight connector with voltage detection point



RSES-MH: Metal housing for elbow connector without voltage detection point

PRODUCT SELECTION TABLE

Kit Designation ('Type' - 'Size')	Connector Type	Conductor cross-section (mm²) *			Diameter over Insulation (mm)
		12 kV	17,5 kV	24 kV	
RSSS-525A	Straight	16** - 70	16** - 50	16**	12,7 - 19,2
RSSS-525B	Straight	95	50 - 95	25 - 95	17,9 - 25,0
RSSS-525C	Straight	95 - 150	70 - 120	70 - 95	17,9 - 25,0
RSSS-525D	Straight	-	120 - 150	70 - 150	21,9 - 28,5
RSES-525A	Elbow	16** - 70	16** - 50	16**	12,7 - 19,2
RSES-525B	Elbow	95	50 - 95	25 - 95	17,9 - 25,0
RSES-525C	Elbow	95 - 150	70 - 120	70 - 95	17,9 - 25,0
RSES-525D	Elbow	-	120 - 150	70 - 150	21,9 - 28,5

Default kits come without voltage detection point and metal housing, are designed for cables with wire shield and don't include accessories for earthing.

To add accessories to the kit's contents, please use the following kit modification codes:

- Add "-VD" to the type designation (RSES/RSSS) for a kit with voltage detection point (e.g. RSES-VD-525A)
- Add "-MH" to the type designation (RSES) for a kit with metal housing (e.g. RSES-MH-525A) [only compatible with elbows without voltage detection point.]
- Add "-FL" to the size designation (525x) for compatibility to cables with cold-strippable semi-conductive layer (e.g. RSES-525A-FL)
- Add "-E" to the end of the kit designation for a kit that includes wire shield earthing accessories (e.g. RSES-525A-E)
- Add "-01" to the end of the kit designation for a kit that includes Cu tape shield earthing accessories (e.g. RSES-525A-01)
- Add "-02" to the end of the kit designation for a kit that includes Al foil shield earthing accessories (e.g. RSES-525A-02)

*Applicable for conductors acc. to IEC 60228 class 1, class 2 compacted and class 5 compacted. *
** For Al class 1 & Cu class 5: 25mm²; For Cu class 1: 10mm²

FOR MORE INFORMATION:
TE Technical Support Centers

USA:	+ 1 800 327 6996
France:	+ 33 380 583 200
UK:	+ 44 0870 870 7500
Germany:	+ 49 896 089 903
Spain:	+ 34 916 630 400
Italy:	+ 39 333 250 0915
Benelux:	+ 32 16-508-695
Canada:	+ 1 (905) 475-6222
Mexico:	+ 52 (0) 55-1106-0800
Latin/S. America:	+ 54 (0) 11-4733-2200
China:	+ 86 (0) 400-820-6015

te.com/energy

©2018 TE Connectivity. All Rights Reserved. EPP-2856-04/18-EN

Raychem, TE, TE Connectivity and TE connectivity (logo) are trademarks. Other logos, product and/or company names might be trademarks of their respective owners. While TE has made every reasonable effort to ensure the accuracy of the information in this brochure, TE does not guarantee that it is error-free, nor does TE make any other representation, warranty or guarantee that the information is accurate, correct, reliable or current. TE reserves the right to make any adjustments to the information contained herein at any time without notice. TE expressly disclaims all implied warranties regarding the information contained herein, including, but not limited to, any implied warranties of merchantability or fitness for a particular purpose. The dimensions in this catalog are for reference purposes only and are subject to change without notice. Specifications are subject to change without notice. Consult TE for the latest dimensions and design specifications.